

**COMMITTEE:** Health Scrutiny Committee

**DATE:** 6<sup>th</sup> April 2010

**REPORT OF:** Policy Manager, Health and Well Being

**REPORT TITLE: HEALTH AND WELL-BEING PARTNERSHIP  
PERFORMANCE FRAMEWORK UPDATE**

---

**1.0 Purpose**

- 1.1 The report presents the Health and Well Being Partnership's Performance Management Framework for quarter three of the reporting year 2009-10, (1/10/09 – 31/12/09).
- 1.2 The report provides highlight and exception information, together with an update on the development of new measures and indicators.

**2.0 Year end data now available for 2008/9**

- 2.1 NI 112 (Percentage reduction in under 18 conception rate (from 1998 baseline) year end is now available, following a 15 month time lag. Performance was off target, with a red traffic light status due to the final percentage reduction of -10.2% against a target of -26%.
- 2.2 NI 122 Local 2a (Uptake in deprived practices of screening for breast cancer) year end data is now available, and at 64.1%, shows a significant fall against the previous year. Work is currently underway to explore potential reasons for reduced performance.

**3.0 Year end data now available for 2009/10**

- 3.1 Year end data for 2009/10 is already available for NI 50 (emotional health of children) following the release of the annual Tell Us Survey results. Performance has worsened for 2009/10, with a score of 57.7% against a target of 63.4%, and a 2008/9 value of 63.2%. A range of services and initiatives are underway to address the emotional health of children.
- 3.2 Year end data for 2009/10 is already available for NI 115 (Substance misuse by young people) following the release of the annual Tell Us Survey results. Performance has improved for 2009/10, with a score of 8.9% against a target of 12%. A range of services and initiatives are underway to address substance misuse in young people.
- 3.3 Year end data for 2009/10 is already available for NI 54 (services for disabled children). This is the first year of reporting for this indicator, and therefore no target was set. Data is comparable with national averages, with a score of 61 out of 100.

**4.0 Highlights and Exceptions**

- 4.1 Of those indicators that are measurable on a quarterly basis, nine have red status and two have amber status on the traffic lighting system, indicating that they are not projected to meet their target for this reporting year.
- 4.2 Performance since last quarter has not remained static, with several indicators showing improvement since quarter two, and with other indicators showing worsened performance.

## 5.0 Performance at Risk

- 5.1 NI 121 LAA (Mortality rate from all circulatory diseases at ages under 75 (per 100,000 population aged under 75) continues to have red status for this quarter, with interim data suggesting a year end rate of 75.79 against a target of 70.39.
- 5.2 NI 122 (mortality rate from all cancers at aged under 75) continues to have red status, with interim data suggesting a year end rate of 113.50 against a target of 112.
- 5.3 NI 123 (Rate of self-reported 4-week smoking quitters per 100,000 population aged 16 or over) has moved from amber to red on the traffic light system, with interim data suggesting a year end outturn rate of 793 against a target of 825.
- 5.4 NI 123 local 3 (Proportion of mothers smoking in pregnancy) continues to have red status, with interim data suggesting a year end proportion of 17.6 against a target of 13.8.
- 5.5 NI 39 local 1 (Rate of Hospital Admissions per 100,000 for Alcohol Related Harm (from areas ranking in 40% most deprived) has moved from green status in quarter two, to red status this quarter, with interim data suggesting a year end outturn rate of 3162.0 against a target of 2917.0.
- 5.6 NI 39 local 2 (Numbers of people referring to the Alcohol Health Advice Service) continues to have red status, with 460 referrals against a target of 1500.
- 5.7 NI 112 (Percentage reduction in under 18 conception rate (from 1998 baseline) continues to have red status, with the forecasted year end outturn of -16.5% rate reduction, against a target of -26%.
- 5.8 NI 113a (Percentage of the resident population aged 15-24 accepting a test/screen for Chlamydia) has a red status, with a year end forecast of 19.8% accepting screening against a target of 25%.
- 5.9 NI 50 (emotional health of children) has red status for year end 2009/10, following the release of the annual Tell Us Survey results. Performance has worsened for 2009/10, with a score of 57.7% against a target of 63.4%.
- 5.10 PAF C72 (The number of supported admissions of people aged over 65 to permanent residential or nursing care) continues to have amber status.

## 6.0 Improved Performance

- 6.1 SSC3.8a (Total Cash Gains of clients aged 60+ for Attendance Allowance, Disability Allowance, Pension Credit, Council Tax Benefit and Housing Benefit – All) Stockport) has moved from red status in quarter two, to green status this quarter.
- 6.2 SSC3.8b (Total Cash Gains of clients aged 60+ for Attendance Allowance, Disability Allowance, Pension Credit, Council Tax Benefit and Housing Benefit - Priority 1 Areas) has moved from red status in quarter two, to amber status this quarter.
- 6.3 NI 135 (Carers receiving needs assessment or review and a specific carer's service, or advice and information) has moved from amber status in quarter two, to green status in this quarter.
- 6.4 NI 130 (Social care clients receiving Self Directed Support (Direct Payments and Individual Budgets) per 100,000 population aged 18+) has moved from amber status in quarter two to green this quarter. Interim projections show a potential rate of 13.9% by March 2010, against a local target of 13.9%.

## 7.0 Recommendations





The Scrutiny Committee is invited to:

- 7.1 Note further developments on the Performance Framework

7.2 Consider performance toward targets, and identify, for the next meeting, those indicators upon which they would like to see further information around the actions taken strategically or at “ground level” to improve or secure performance.





# Health and Well Being Report 2009 – 10, Quarter Three

**01. To reduce deaths from circulatory diseases and cancer as the main contributors for the differences in life expectancy between the poor and affluent neighbourhoods in Stockport.**



Code	Short Name	Aim	2008/09	Quarter 3	2009/10				Managed By	
			2008/09	Q3 2009/10	2009/10		Status	Long Trend		
			Value	Value	Note	Value				Target
NI 121	Mortality rate from all circulatory diseases at ages under 75 (per 100,000 population aged under 75)	Aim to Minimise	70.90	73.40	Deaths from circulatory disease (NI 121), based on interim data, are forecast not to achieve the targeted improvement at this stage. Addressing premature circulatory disease mortality is a key objective in NHS Stockport's operational plan. Developing a lifestyles service, providing a single point of access for lifestyle services including smoking cessation, alcohol brief interventions, weight management, physical activity referral, and social prescribing services will have an impact on key causes of ill health and early death, such as, circulatory disease and stroke.  Interim data for number of deaths from circulatory disease suggest performance is similar to 2008 (176 deaths for Jan-Sept compared to 179 in 2008). Based on this forecast for the year are above target, as the age profile looks younger in 2009.	75.79	70.39			Roger Roberts
NI 122	Mortality rate from all cancers at ages under 75	Aim to Minimise	110.19	108.90	Interim data for number of deaths from cancer suggest performance is similar to 2008 (275 deaths for Jan-Sept compared to 270 in	113.50	112.00			Elaine Whittaker



Code	Short Name	Aim	2008/09	Quarter 3		2009/10				Managed By
			2008/09	Q3 2009/10		2009/10				
			Value	Value	Note	Value	Target	Status	Long Trend	
					2008). Based on this forecast for the year are above target, however it is too soon to be certain about this projection.					

**02. To reduce levels of smoking in priority neighbourhoods in Stockport and prevalence across the Borough.**

Code	Short Name	Aim	2008/09	Quarter 3		2009/10				Managed By
			2008/09	Q3 2009/10		2009/10				
			Value	Value	Note	Value	Target	Status	Long Trend	
NI 123	Rate of self-reported 4-week smoking quitters per 100,000 population aged 16 or over.	Aim to Maximise	793	311	So far 716 people have quit in the first three quarters of 2009/10 against a target of 1122. Data is incomplete however and we would expect this figure to increase through the year.  Current trends for 09/10 look similar to that of 08/09 and therefore we have revised the year end trajectory to reflect last years' performance.	793	825			Sarah Clarke
NI 123 Local 3	Proportion of mothers smoking in pregnancy	Aim to Minimise	16.4%	17.5%	Although a reduction from last quarter (18.9%), this rate is still well above the target level of 13.8% and is above the year end position for 2008/09 and quarter 2 figure of 17.0%. Detailed account of current performance, risks and priorities to be shared at HWBP Meeting itself.	17.6%	13.8%			Alistair Cox



**03. To halt the year on year rise of health incidents and to tackle adverse social impacts on peoples' wellbeing attributable to alcohol across the Stockport conurbation**

Code	Short Name	Aim	2008/09	Quarter 3		2009/10				Managed By
			2008/09	Q3 2009/10		2009/10				
			Value	Value	Note	Value	Target	Status	Long Trend	
NI 39 Local 1	Rate of Hospital Admissions per 100,000 for Alcohol Related Harm (from areas ranking in 40% most deprived)	Aim to Minimise	2687.2	2108.0	<p>Provisional data; year end will be available in September 2010</p> <p>Data is for financial year, this performance report represents the position at end December 2009. It is not possible to give an accurate figure for the actual value at end of March as the numerator data is not available until July and the denominator until August.</p> <p>So far there have been 1,822 alcohol related admissions in deprived areas in 2009/10; these have been standardised against a population of 280,998 (ONS 2008).</p> <p>Following a year of good performance in 2008/09 the first two quarters of 2009/10 have seen a significant increase in the numbers of admissions, both were substantially higher than any previous quarter, and the increase was greatest in deprived areas. This leads to suspicion of a link to increasing unemployment and there is a risk that continuing and longer term effects of unemployment may lead to</p>	3162.0	2917.0			Simon Armour



			2008/09	Quarter 3		2009/10				
Code	Short Name	Aim	2008/09	Q3 2009/10		2009/10				Managed By
			Value	Value	Note	Value	Target	Status	Long Trend	
					<p>continued increase in this figure, and increase pressure on the hospital further and widening health inequalities.</p> <p>Analysis of causes and patterns of admissions is underway and a multi-agency meeting in January, at the hospital, to review management of alcohol-dependent patients and identification of hazardous and harmful alcohol use in the ED.</p> <p>New coordinator appointed to Alcohol Health Advice team, to drive forward implementation of alcohol misuse identification, brief advice and referral. Current partnership alcohol strategy review in progress - recommendations: increase capacity of services; alcohol liaison nurses at hospital; performance requirements in hospital contract; consider LES for alcohol; support for voluntary sector; support for social marketing project to address underlying issues in deprived areas; link with the Spotlight integrated offender management unit to improve engagement of offenders in support and treatment.</p>					
NI 39 Local 2	Numbers of people referring to the Alcohol Health Advice Service	Aim to Maximise	271.0	117.0	The brief intervention service has received 117 referrals in the third quarter of 2009/10, bringing the total to date to 347. The numbers	460.0	1500.0			Simon Armour

Code	Short Name	Aim	2008/09	Quarter 3		2009/10				Managed By
			2008/09	Q3 2009/10		2009/10				
			Value	Value	Note	Value	Target	Status	Long Trend	
					of referrals has levelled off, and therefore the forecast has been revised down again.					



**04. To halt the increasing rate of obesity and overweight in children at age 11 and to reduce the prevalence of overweight and obesity in the adult population**

Code	Short Name	Aim	2008/09	Quarter 3		2009/10				Managed By
			2008/09	Q3 2009/10		2009/10				
			Value	Value	Note	Value	Target	Status	Long Trend	
NI 53	Prevalence of breast-feeding at 6-8 wks from birth	Aim to Maximise	45.6%	52.1%	Data is now finalised for the quarter, performance is on target.	52.1%	45.8%			Duncan Welldrake


**05. To understand and reduce differences in the current mental and emotional health experienced between residents, with a focus on inequalities.**

Code	Short Name	Aim	2008/09	Quarter 3		2009/10				Managed By
			2008/09	Q3 2009/10		2009/10				
			Value	Value	Note	Value	Target	Status	Long Trend	
NI 150	Percentage of adults receiving secondary mental health services who are in paid employment	Aim to Maximise	11.1%	11.1%	For the first time this quarter the information recorded on a new database linked to the NCRS NHS system which captures the employment status of people on CPA at the point of their most	11.1%	10.8%			Nick Dixon; Gina Evans





Code	Short Name	Aim	2008/09	Quarter 3		2009/10				Managed By
			2008/09	Q3 2009/10		2009/10				
			Value	Value	Note	Value	Target	Status	Long Trend	
					<p>recent review has been used to report on this indicator. Whilst this database has been under development, reporting and targets agreed on this indicator have used a snapshot system, however, having been demonstrated as sufficiently robust; the snapshot system is no longer felt necessary to maintain. The database shows that 60 out of 538 people on CPA are in employment; 11.1%.</p> <p>Using this more robust baseline information, new LAA targets have now been agreed with Government Office. Given current economic climate, the target is to sustain the current level of performance up to March 2011.</p>					
NI 136 MH	People supported to live independently through social services (all ages) disaggregated to mental health service users	Aim to Maximise	687.4	596.1	<p>The figure is generated by counting clients with mental health problems that are in receipt of a service as a result of a community care assessment or equivalent (CPA), and those receiving a service from an indirectly Social Care funded organisation, such as MIND. There are currently no targets set for this indicator.</p> <p>The Mental Health Commissioning Strategy has prioritised the provision of more preventive, inclusive services offering choice and control, with the goal of reducing demand on secondary</p>	593.4				Gina Evans





			2008/09	Quarter 3		2009/10				
Code	Short Name	Aim	2008/09	Q3 2009/10		2009/10				Managed By
			Value	Value	Note	Value	Target	Status	Long Trend	
					<p>care acute services and maintaining more people at home. Recently commissioned services include a partnership with public health and the third sector around the innovative Stockport Wellbeing centre, a crisis accommodation and home support service run by Stockport MIND and a Self Directed Support pilot which currently has almost 50 service users with personal budgets. Through such services the trend should be that more people are supported to live independently with a reducing need for residential or acute care. As personalisation embeds this will include independence from adult social care services as growing numbers replace a dependence on statutory support with their own circles of support. Setting a target is therefore challenging as the current high levels of people supported to live independently in receipt of social care services will be subject to both an upward trend as fewer people require residential care as other options are generated, and a downward trend as more people are able to be discharged from secondary care mental health services</p>					
			2008/09	Quarter 3		2009/10				

Code	Short Name	Aim	2008/09	Q3 2009/10		2009/10				Managed By
			Value	Value	Note	Value	Target	Status	Long Trend	
NI 50	Emotional health of children	Aim to Maximise	63.2%	57.7%	<p>Figures updated following release of TellUs4 results - <a href="http://www.dcsf.gov.uk/rsgateway/DB/STR/d000908/index.shtml">http://www.dcsf.gov.uk/rsgateway/DB/STR/d000908/index.shtml</a></p> <p>There are a wide range of services and initiatives supporting emotional health of children in school including: The Parenting Strategy - Family Support Workers and Parent Support Advisors providing support for families encountering difficulties and develop better links with schools. Mental health promotion work is taking place in early years settings and school e.g. via Physical, Social Health Education (PHSE), emotional literacy programme such as Social and Emotional Aspects of Learning (SEAL), and the Health Schools Programme. The Healthy Schools Programme, School Nursing (providing drop in sessions), Behaviour Support Services (pre-admission screening to identify and provide support needed), Educational Psychology, the Primary and Secondary Jigsaw Teams (with an emphasis preventative and early intervention work) are all supporting pupils, schools and parents in the emotional wellbeing of children and young people. In addition, there are a number of community</p>	57.7%	63.4%			Alison Caven



					counselling services, for example kooth.com an independent on-line counselling service for 11-25 year olds and Central Youth a face to face counselling service (run by the Primary Care Trust and youth service) based in the town centre. Kooth.com counsellors can refer C&YP direct to the Community Outreach Team in social care, if there are family problems.					
--	--	--	--	--	--	--	--	--	--	--



**06. The promotion of independence in older people to maintain them safe, well and at home where possible.**

Code	Short Name	Aim	2008/09	Quarter 3		2009/10				Managed By
			2008/09	Q3 2009/10		2009/10				
			Value	Value	Note	Value	Target	Status	Long Trend	
PAFC72	The number of supported admissions of people aged over 65 to permanent residential or nursing care, as measured by National Social Care PAF Indicator C72 numerator	Aim to Minimise	1,172	290	Work continues to maintain the level of performance achieved at the out turn of 2008/9. The residential panel continues to meet fortnightly to scrutinise requests for permanent placements. Following a recent exercise undertaken to interrogate permanent placements we have refined our method of data collection which has resulted in some improvement in relation to the target. Although the forecast is currently off target we feel confident with continued developments in relation to community based services and the uptake of extra care sheltered housing that we will achieve our target.	386	373			Maggie Kufeldt



Code	Short Name	Aim	2008/09	Quarter 3		2009/10				Managed By
			2008/09	Q3 2009/10		2009/10				
			Value	Value	Note	Value	Target	Status	Long Trend	
SSC3.8a	Total Cash Gains of clients aged 60+ for Attendance Allowance, Disability Allowance, Pension Credit, Council Tax Benefit and Housing Benefit - All Stockport	Aim to Maximise	£6,360,000.00	£1,963,237.00	Although performance by mid December on SSC3.8a is slightly below target, we hope to recover this by March 2010.	£7,118,396.00	£7,118,396.00			Tudor Owen
SSC3.8b	Total Cash Gains of clients aged 60+ for Attendance Allowance, Disability Allowance, Pension Credit, Council Tax Benefit and Housing Benefit - Priority 1 Areas	Aim to Maximise	£496,499.00	£136,736.00	Although the SSC3.8b projected outturn for 09/10 is below target, we intend to redouble our efforts in January to March 2010 to raise our profile amongst older residents in the Priority 1 areas, by systematic liaison with caretakers and Carecall, to ensure that vulnerable tenants of social housing are encouraged to use Stockport Advice.	£512,017.00	£569,515.00			Tudor Owen

**07. To improve services for adults of working age with disability to maximise employment opportunities and promote independence**



Code	Short Name	Aim	2008/09	Quarter 3		2009/10				Managed By
			2008/09	Q3 2009/10		2009/10				
			Value	Value	Note	Value	Target	Status	Long Trend	
NI 136 PD	People supported to live independently through social services (all ages) disaggregated to adults with physical disabilities	Aim to Maximise	736.5	570.2	The service is working closely with Stockport Homes to develop the adapted homes register The Transforming Community Equipment (TCES) project will improve all disabled people's access to equipment. A number of initiatives are in	562.3				Terry Dafter

			2008/09	Quarter 3		2009/10				
Code	Short Name	Aim	2008/09	Q3 2009/10		2009/10				Managed By
			Value	Value	Note	Value	Target	Status	Long Trend	
					place to encourage and support service users to take up a Personal Budget, for example advocacy and support funded through a contract with Disability Stockport  There are currently no targets set for this indicator.					
NI 136 LD	People supported to live independently through social services (all ages) disaggregated to adults with learning disabilities	Aim to Maximise	349.3	331.5	A number of housing based projects are in progress, for example: <ul style="list-style-type: none"> <li>• Re-provision of Hulme Hall Close with modern, purpose built accommodation as part of an ongoing programme of new builds</li> <li>• Support and development of a thriving tenancy network</li> </ul> Other initiatives include: <ul style="list-style-type: none"> <li>• Contract with Pure Innovations to provide supported employment opportunities</li> <li>• Active participants in the Telecare/Telehealth IQARE projects</li> </ul> There are currently no targets set for this indicator.	333.7				Terry Dafter

**08. To recognise the needs of carers and to support them with appropriate services to strike a balance in their lives between their work, caring responsibilities and own health.**



Code	Short Name	Aim	2008/09	Quarter 3		2009/10				Managed By
			2008/09	Q3 2009/10		2009/10				
			Value	Value	Note	Value	Target	Status	Long Trend	
NI 135	Carers receiving needs assessment or review and a specific carer's service, or advice and information	Aim to Maximise	25.4%	23.9%	There has been a bigger than usual increase in carers assessments and services this quarter. This is chiefly due to the incorporation of the Making Space data which has now become available for carers Assessments and Services. The improvement means we are now much closer to our stated target, and if we see a small increase over the last 3 months of the year in Carers Assessments, which is anticipated as a result of increased reviewing activity increasing in general to pick up outstanding clients before year end.	29.8%	30%			Terry Dafter


**09. To ensure that children's services are appropriately designed to meet the emerging demographic and birth-rate changes and address the lifestyle factors affecting health and well-being.**

Code	Short Name	Aim	2008/09	Quarter 3		2009/10				Managed By
			2008/09	Q3 2009/10		2009/10				
			Value	Value	Note	Value	Target	Status	Long Trend	
NI 112 BV197	Percentage reduction in under 18 conception rate (from 1998 baseline)	Aim to Minimise	-10.2%	Not yet available	There is a 15 month time lag for this data. Year end 2008/9 figure is latest available (-16.5%) and shows a reduction from the 1998 baseline. The actual rate for 2008/9 is 36.1 per 1,000. Performance continues to be off-target. There are a number	-16.5%	-26.0%			Viki Packman; Michael Priestley

			2008/09	Quarter 3		2009/10				
Code	Short Name	Aim	2008/09	Q3 2009/10		2009/10				Managed By
			Value	Value	Note	Value	Target	Status	Long Trend	
					<p>actions in place to address this:            Additional Nurse and Youth Work time in Brinnington to support development of extended services in schools. - initially to the 4 phase one secondary schools including delivery of KS3 SRE curriculum by the schools and attendance by the schools on the Sex and Relationships Education (SRE) CPD programme. Strategic Steering Group established and TOR and outcomes being defined.            Bodywise - Self esteem and attainment programme being planned for girls in years 9 &amp; 10 from the Brinnington area - will link to learning mentors in schools as part of the GM City Challenge Programme. Steering group established and part funding achieved through Neighbourhood Renewal, who will project manage. Programme linked to the CYP Priority one area plan. Development of outreach services to the colleges is in place. Programme of outreach and promotional support from a Government Office bid is being developed working with all of the Stockport Colleges.            Key Priorities for 2009: - Take forward scrutiny review recommendation to develop more consistent curriculum approach to delivery of Relationships Education in secondary schools. Prevention programme planned</p>					







Code	Short Name	Aim	2008/09	Quarter 3		2009/10				Managed By
			2008/09	Q3 2009/10		2009/10				
			Value	Value	Note	Value	Target	Status	Long Trend	
					for Brinnington and the secondary schools attended by young people from Brinnington which is one of the highest rate conception wards. Increase School Nursing's capacity to support SRE programmes in secondary schools. Further develop outreach clinics in Stockport Colleges and potentially more Children's centres as appropriate.					
NI 113a	Percentage of the resident population aged 15-24 accepting a test/ screen for chlamydia	Aim to Maximise	18.1%	14.2%	The latest complete data is for April-September 2009, Quarter 3 data is not yet available. In the first two quarters Stockport screened 3,357 young people. This is 9.6% of our 15-24 year old population. We are slightly off trajectory for the first two quarters of the year and if this continues we will not achieve the Vital Sign / LAA target for 09/10 of screening 25% of our population. This is a very challenging target and many Primary Care Trusts across the country are not on trajectory. However we are attempting to accelerate the programme by a number of measures:  -Sending invitation letters out to all 22, 23, and 24 year olds in Stockport -Developing the role of the GP	19.8%	25.0%			Ellen Cooper



			2008/09	Quarter 3		2009/10				
Code	Short Name	Aim	2008/09	Q3 2009/10		2009/10				Managed By
			Value	Value	Note	Value	Target	Status	Long Trend	
					champion to support practices in increasing their screening -Extend the Sexual Health outreach clinics in 4 schools Evidence informs us that for the program to be successful and achieve the target, screening must become embedded into core services. It is therefore important that all services which target this age group promote screening and where possible offer opportunistic screens. .					
NI 115	Substance misuse by young people	Aim to Minimise	10.8%	8.9%	<p>Figures updated following release of TellUs4 results - <a href="http://www.dcsf.gov.uk/rsgateway/DB/STR/d000908/index.shtm">http://www.dcsf.gov.uk/rsgateway/DB/STR/d000908/index.shtm</a></p> <p>This is a new indicator and the target was set slightly lower than the average based on our 08/09 baseline figures for our statistical neighbours of 12.5%. Performance was below target for 2009/10.</p> <p>This group in particular are a much higher risk of developing substance misuse problems compared to the general population and it is important to keep targeting this group of young people.</p> <p>Key successes: The service has seen a significant increase in referrals in the last year 60 Primary Schools have signed up for the MOSAIC Primary</p>	8.9%	12%		N/A	Heidi Shaw

					Project Over 450 staff trained to identify early signs of parental substance misuse in over 5's and deliver low threshold interventions. MOSAIC has a worker in every Local Authority secondary school 1 day per week working with children using and vulnerable to substance use.					
NI 54	Services for disabled children	Aim to Maximise	N/A	61	Data taken from - <a href="http://www.dcsf.gov.uk/rsgateway/DB/STR/d000902/index.shtml">http://www.dcsf.gov.uk/rsgateway/DB/STR/d000902/index.shtml</a>  This is the first time this NI has been reported. Stockport's 2009/10 performance is in line with the national average. This indicator assesses parents' general experience of services for disabled children (aged 0 – 19) and the extent to which services for disabled children are delivered according to the 'core offer' standards. The score (out of 100) is derived from a national DCSF commissioned survey.  To improve performance in this area further development of the Disability Partnership will take place with a focus around short breaks development.	61	N/A	N/A	N/S	Cath Millington

**10. To explore new opportunities and ways of working together in order to promote wellbeing and independence according to people's choices and preferences.**

			2008/09	Quarter 3	2009/10	
Code	Short Name	Aim	2008/09	Q3 2009/10	2009/10	Managed By

			Value	Value	Note	Value	Target	Status	Long Trend	
NI 40 LAA	Change in number of drug users in effective treatment from 2007/08 baseline	Aim to Maximise	47	N/A	Due to the time lag in the National Treatment Agency performance system the latest data is to the end of August 2009. To meet the NI40 target we require 8.8 new clients each month during 2009/10, after 5 months we have achieved an average of 11.8 new clients per month which puts us comfortably ahead of the target rate. Overall we have achieved 606 clients to the end of August against a target of 591	58	26			Steve Brown
NI 130	Social care clients receiving Self Directed Support (Direct Payments and Individual Budgets) per 100,000 population aged 18+	Aim to Maximise	163.1	6.2	We are aiming to achieve our NI 130 interim target of 13.9% via new Direct Payment users, the Mental Health SDS Pilot, and via an SDS approach to those adults being reassessed by the Reviewing Team across ASC. We also plan to assess all Scheduled and Unscheduled Reviews using our Interim SDS model. Furthermore we plan to review within the SDS model, those people who receive only Community Meals, to explore potential alternative provision. These developments and initiatives should ensure that we can achieve our target figure of by 31/03/10.  ADASS and LGA have worked in partnership with the Department of Health and other key stakeholders (including the Care Quality Commission - CQC) to establish a set of milestones against which we can judge	13.9	13.9			Terry Dafter

					progress with the transformation of Adult Social Care services in line with the vision for adult social care laid out in "Putting People First". These milestones include the expectation that at least 30% of eligible service users/carers will have a personal budget by April 2011. It is believed that Councils should have reached a 10% minimum target by March 2010, if they are going to guarantee the 30% target for 2011, and as stated above, current forecasts would suggest that we will achieve this milestone.					
NI 136 LAA	People supported to live independently through social services (all ages) - per 100,000 population aged 18+	Aim to Maximise	4028.71	4263.78	<p>Work continues to ensure that people have the opportunity to maximise their independence to live at home. The reablement pilot continues which provides rehabilitation for up to 6 weeks, at the end of which service users either feel confident to continue living independently without support or have an individual budget and are offered the option to receive a direct payment. Extra Care Sheltered Housing continues to offer a realistic alternative to residential care and work in relation to the promotion and development of assistive technology we offer continues. Intermediate Care services in partnership with health continues to provide the opportunity for people to maximise their independence.</p> <p>Note also, provisional data from the GFS1 survey has now been included in the calculation for NI 136. This has shown a significant increase in the current and</p>	4254.42	4017			Terry Dafter

				<p>projected out-turns. The major changes here are as a result of Pure Innovations and Stockport Total Advocacy Trust being included for the first time this year, an increased number of Age Concern service users in the 65+ age group, and a number of schemes reclassifying the clients into client groups which do count towards the NI 136 numerator. There are also more schemes included overall this year, up from 49 to 61 schemes.</p>					
--	--	--	--	---	--	--	--	--	--

# Health and Well Being Report 2009 – 10, Quarter Three

## NOT UPDATED QUARTERLY

**01. To reduce deaths from circulatory diseases and cancer as the main contributors for the differences in life expectancy between the poor and affluent neighbourhoods in Stockport.**

Code	Short Name	Aim	08/09	09/10			Managed By
			2008/09	2009/10		Note	
			Value	Value	Target		
NI 119	Self-reported measure of people's overall health and wellbeing	Aim to Maximise	78.1%	N/A		Due to the second wave of swine flu, the development work around CVD has been put on hold until Q1 10/11 in the NR action plan.	Steve Watkins
NI 137	Healthy life expectancy at age 65	Aim to Maximise	N/A	N/A		Due to the second wave of swine flu the development work around CVD has been put on hold until Q1 10/11 in the NR action plan.	Steve Watkins
NI 121 Local 1	Mortality rate from all circulatory diseases at ages under 75 disaggregated to the lowest quintile of deprivation	Aim to Minimise	146.20	N/A	154.40	Young at Heart event in Adswood and Bridgehall delivered with health partners with over 80 local residents in attendance over the age of 50.  NR worker trained to deliver Interventions for Mental Health in Everyday Practise various courses delivered between Oct-March 2010 with partner agencies  Promotion of CVD screening across all areas.	Steve Watkins
NI 122 Local 1	Mortality rate from all cancers at ages under 75 disaggregated to the lowest two quintiles of deprivation	Aim to Minimise	144.5	N/A	144.0	Performance and the target relates to a three year average, with Year 1 relating to 2006 – 2008. As data is annual an update for 07/09 performance will not be available until Q4.	Steve Watkins & Elaine Whittaker -
NI 121 Local 2	Uptake of CVD Risk Factor screening programme	Aim to Maximise	69.1%	N/A		Data is for financial year, and is collected via an annual audit of GP practices. 2009/10 data will be available in May 2010.	Jane Jefferson
NI 122 Local 2b	Uptake in deprived practices of screening for cervical cancer from 2009	Aim to Maximise	79.50	N/A		Data is for financial year, and is collected via an annual audit of automatic return from GP practices.  Data for Year End 08/09 now available. Data shows an improvement from 07/08	Jane Rossini

Code	Short Name	Aim	08/09	09/10			Managed By
			2008/09	2009/10			
			Value	Value	Target	Note	
NI 120a Local 1	Difference in life expectancy between the most deprived quintile and the average - Female	Aim to Minimise	4.58	N/A	4.64	Young at Heart event in Adswood and Bridgehall delivered with health partners with over 80 local residents in attendance over the age of 50.	Steve Watkins
NI 120b Local 1	Difference in life expectancy between the most deprived quintile and the average - Male	Aim to Minimise	6.52	N/A	5.89	Multi-agency health event held in Brinnington for over 60's promoting the flu-jab programme, Food Box scheme in Adswood and Bridgehall to increase take up of fruit and veg NR worker trained to deliver Interventions for Mental Health in Everyday Practise various courses delivered between Oct-March 2010 with partner agencies Market held in Brinnington to improve access to fresh local produce Flu and swine flu jabs delivered by PCT at Adswood Christmas Fun Day on 12th December and at Christmas lunch at Lancashire Hill on 17th December Promotion of breast screening programme and CVD screening across all areas.	Steve Watkins
NI 122 Local 2a	Uptake in deprived practices of screening for breast cancer from 2009	Aim to Maximise	64.1%	N/A		Data is for financial year, and is collected via an annual audit of automatic return from GP practices. Year End 08/09 Data now available; shows a significant fall from previous year. This drop is being investigated	Ellen Cooper
NI 122 Local 2c	Uptake in deprived practices of screening for bowel cancer from 2009	Aim to Minimise	N/A	N/A		Data is for financial year, and is collected via an annual audit of automatic return from GP practices. The screening programme for bowel cancer started on 9 <sup>th</sup> December, so data will become available in the second half of 2010/11.	Jane Rossini

**02. To reduce levels of smoking in priority neighbourhoods in Stockport and prevalence across the Borough.**

08/09	09/10
-------	-------



Code	Short Name	Aim	2008/09	2009/10			Managed By
			Value	Value	Target	Note	
NI 123 Local 2	A local outcomes focused smoking cessation target	Aim to Maximise	N/A	N/A		The Adult Lifestyle survey is now in the field and results are due in Summer 2009. Over 20,000 surveys have been sent out. The ELABs / GraphNet project is also being actively pursued, however there are no data updates as yet.	Sarah Clarke
NI 123 Local 4	Number of 4 week quitters in 20% most deprived communities	Aim to maximise	2,373	Data not yet available due to change in methodology.		The indicator has been renamed LAA 123 Local 4. Following the end of the reward target period for LAA RT 8 the denominator has been updated to reflect deprivation using 2007 Index of Multiple Deprivation (IMD) rather than 2004 IMD. As this links more closely with Priority One Neighbourhoods within the Council, the revised indicator will relate to the 20% most deprived communities, as opposed to the 40% most deprived in the reward target calculation. However, we anticipate that this will be available on a quarterly basis in the future.	Sarah Clarke

**04. To halt the increasing rate of obesity and overweight in children at age 11 and to reduce the prevalence of overweight and obesity in the adult population**

Code	Short Name	Aim	08/09	09/10			Managed By
			2008/09	2009/10		Note	
			Value	Value	Target		
NI 52a	Take up of school lunches - Primary Schools	Aim to Maximise	42.2%	N/A	43.2%	Proposed forthcoming plans and activities to promote the whole-school approach to food of which school meal uptake is a part 1. Set up cookery clubs in identified secondary and primary schools where school meals menus will be used. 2. Offer Food Partnership training in the spring term to primary and Nursery schools to give settings the confidence and competence around the Food in Schools agenda. 3. Schools can request support/advice & training via the Personal, Social & Health Education (PSHE) service- this will be multi-agency and can range from advice on setting up a breakfast club to staff meetings on the whole-school approach.	Lorraine Gleave
NI 52b	Take up of school lunches - Secondary Schools	Aim to Maximise	58.3%	N/A	58.3%		Lorraine Gleave
NI 198	Percentage of children travelling to school - not by car (Consolidating detailed NI 198 data)	Aim to Maximise	72.2%	72.6%	72.6%	The team continues to support the remaining few schools that haven't yet completed a travel plan. Cycle storage projects with modest match-funding from the capital programme have provided a useful impetus for some independent schools as well as being an excellent educational project in its own right as young people are fully involved in the process. The Team also organises innovative ways to help support the action plans to reduce car use for the school journey. This includes 'Bike and Scoot' week, support for Sustrans' Bike It Officer and presentations and special projects in schools. The small incremental change in targets is a reflection of the gradual, but slow change in school travel habits across GM. The Government's emphasis has been on the production of school travel plans. Although these appear to have precipitated a slight change in travel habits - there	Rosie Frearon

Code	Short Name	Aim	08/09	09/10			Managed By
			2008/09	2009/10		Note	
			Value	Value	Target		
						will be a greater emphasis beyond 2010 on supporting the outcomes from all the completed plans.	
NI 57	Children and young people's participation in high-quality PE and sport	Aim to Maximise	79%		79%	Data available by Academic Year This indicator has a new definition, and is not yet fully in place. All previous data relating to NI57 refers to 2 hours participation per week. From September 08, NI57 now refers to 3 hours participation per week & will therefore impact on the data trend. On average, during the 2007/08 academic year, schools offered their pupils an average of 20 different activities. 687 teachers attended professional development opportunities to ensure high quality provision is offered covering a range of assessment and sport specific courses.	Russ Boaler
NI 55	Percentage of children in reception with height and weight recorded who are obese	Aim to Minimise	6.1%		7.9%	Data available by Academic Year Activity to encourage healthy weight includes: 1. Stay Active Stay Healthy – Key Stage 1 and 2 teaching and resource pack to support increase physical activity and healthy eating in schools. 2. 3 MEND programmes - 12 week activity for overweight children and families. 3. A2A – targeted year-long family intervention for obese children aged 7-11 (programme is the first of its kind) 4. Involvement in Change4Life programme 5. Resource pack for all professional detailing an A-Z support services for children who are obese 6. Range of interventions in the healthy Schools programme including healthy lunch boxes.	Jane Jefferson
NI 56	Percentage of children in Year 6 with height and weight recorded who are obese	Aim to Minimise	16.1%		15.8%		Jane Jefferson
HWB AD Obs	An adult obesity target	Aim to Minimise	N/A	N/A		The adult lifestyle survey has now been collected, with 7,300 responses. The survey is currently being analysed.	Jane Jefferson

**05. To understand and reduce differences in the current mental and emotional health experienced between residents, with a focus on**

**inequalities.**

Code	Short Name	Aim	08/09	09/10			Managed By
			2008/09	2009/10		Note	
			Value	Value	Target		
NI 51	Effectiveness of child and adolescent mental health (CAMHS) services	Aim to Maximise	13	14	13	Stockport self assessment score remains at 13. The Child & Adolescent Mental Health Service (CAMHS) Partnership has developed a 2009/10 - 2013/14 Strategic Plan which aims to deliver a comprehensive mental health service to children and adolescents in Stockport. We are anticipating performance to improve to a self assessment score of 14 by the end of the year.	Alison Caven; Chris McLoughlin
NI 58	Emotional and behavioural health of looked after children	Aim to Minimise	14.1	13.1		Benchmarking for target setting proving difficult as Stockport were early measure implementers. The average score for last year was 14.1 and it was agreed that the target for 2009/2010 will be fixed at 13.5 The average score is likely to be similar each year in view of the changing ages of the children in the cohort and additions to the cohort each year. Overall excellent progress is being made. The high outturn for health was commended in the recent pilot inspection. The educational psychologist Martin Powell has completed a survey of the Mental Health and Emotional Well- Being of Children Looked After to inform Stockport approach in meeting the health needs of children in care through he successful implementation of the SDQ programme. It is important in progressing the SDQ that the health needs of children looked after is put in context of wider health provision to this group for e.g. Mosaic Screening and yearly Health Assessments and holistic approach to the individualised needs of children and young people is maintained.	Mary Candlin
HWB MWB	To improve mental wellbeing in Stockport, with a focus on inequalities and those aspects of wellbeing which effect mortality	Aim to Maximise		N/A		The adult lifestyle survey has now been collected, with 7,300 responses. The survey is currently being analysed.	Eleanor Hill

**06. The promotion of independence in older people to maintain them safe, well and at home where possible.**

Code	Short Name	Aim	08/09	09/10			Managed By
			2008/09	2009/10		Note	
			Value	Value	Target		
NI 138	Satisfaction of people over 65 with both home and neighbourhood	Aim to Maximise	84.1%		86.5%	<p>Action against this measure is primarily captured through the Older People's 'All Our Tomorrow's Partnership' and is aligned to the recently refreshed thematic strategy that covers a range of activities that would contribute to wider satisfaction with both the home and the neighbourhood.</p> <p>In particular we have seen work done in the last six months, for instance;</p> <ul style="list-style-type: none"> <li>·The re-launched Neighbourhood Watch schemes, and set up a series of actions after the increase in distraction burglary / doorstep crime in the last quarter of last year.</li> <li>·The new Council website is now up and running, enabling people to see what services they may benefit from. This will be accessible through FLAG, the new local information and advice service in Stockport if you are not computer literate.</li> <li>·Extra Care Housing is now operational across all 3 geographical clusters, with the completion of the Birch Court, and new handyperson services have been commissioned as part of the Supporting People portfolio. Housing Strategy is committed to ensuring that all forms of housing for older people are considered as part of their Strategy, and not just sheltered housing.</li> <li>·There is encouraging progress in terms of making</li> </ul>	Terry Dafter

Code	Short Name	Aim	08/09	09/10			Managed By
			2008/09	2009/10		Note	
			Value	Value	Target		
						sure that there is specific support to older people as part of the Stockport Boost bid for Community Engagement Officers to support engagement with unemployed residents, by including some dedicated Age Concern officer time for the over 50's. ·Within the recently drafted Neighbourhood Renewal Strategy there is a specific objective on Older People with associated actions and performance measures.	
NI 138 local 1	Proportion of older people asked who agree that there are support services to assist people to live independently in their own home	Aim To Maximise			Citizens Panel: 68%, Age Concern: 72%	Indicators have been renamed from HWB AOT 1a / 1b in recognition that these are local measures that contribute to our understanding of NI 138, by asking older people themselves about support to live independently. Local 1: 07/08 Baseline - Citizens Panel: 66%, Age Concern: 71%	Margaret Brade as AOT Chair Data will be available every two years.
NI 138 local 2	Proportion of older people asked who agree that they know how to find out what support will there be to help me live independently in my own home	Aim To Maximise			Citizens Panel: 50%, Age Concern: 54%	Local 2: Baseline - Citizens Panel: 44%, Age Concern: 49% The repeat survey will take place in 2010 replicating the 07/08 exercise. In the meantime, progress against these measures will be via reporting against relevant activities in the AOT Strategy performance framework.	

**Priorities 07. To improve services for adults of working age with disability to maximise employment opportunities and promote independence**

Code	Short Name	Aim	08/09	09/10			Managed By
			2008/09	2009/10		Note	
			Value	Value	Target		
HWB PD Emp	Adults with physical	Aim to	N/A	Data not	N/A	The information for this indicator is not currently	Janet Beer,

	disabilities in employment	Maximise		currently collated.		being collected.	SMBC Data not currently collated.
--	----------------------------	----------	--	---------------------	--	------------------	-----------------------------------

**Priorities 08. To recognise the needs of carers and to support them with appropriate services to strike a balance in their lives between their work, caring responsibilities and own health.**

Code	Short Name	Aim	08/09	09/10			Managed By
			2008/09	2009/10			
			Value	Value	Target	Note	

HWB Carers(a)	A local carers target: a) Number of carers that GP's have identified who are caring for people on a regular and substantial basis and have referred for a Social services assessment	Aim to Maximise		Data not currently available	N/A	These indicators are currently under development as part of a broader Partnership approach to the Carers Agenda.  The Carers Strategy Steering Group has recognised that the H&WBP performance framework does not currently contain any measurable indicators under the carer-related priority. The Steering Group will shortly begin to review how the findings of the JSNA link to and inform the Carers Strategy and Performance Framework, which could, in turn inform the carers element of the H&WBP Performance Framework.	Gaynor Mullins – NHSS Data not currently available
HWB Carers(b)	A local carers target: b) Number of carers that GP's have referred to voluntary agencies (e.g. Signpost, Age Concern, Making Space) for further information and advice with regard to their caring role	Aim to Maximise		Data not currently available	N/A		Gaynor Mullins – NHSS Data not currently available

**09. To ensure that children's services are appropriately designed to meet the emerging demographic and birth-rate changes and address the lifestyle factors affecting health and well-being.**

Code	Short Name	Aim	08/09	09/10			Managed By
			2008/09	2009/10		Note	
			Value	Value	Target		
NI 126	Early Access for Women to Maternity Services	Aim to Maximise	80.0%	N/A		Work is still ongoing nationally to firm up the data definition. Once national guidance has been finalised monitoring will restart. There has been no update to data since quarter 2 2008/09 and information for the current quarter is not available.	Alistair Cox
NI 48	Children killed or seriously injured in road traffic accidents- percentage change compared to the previous year based on a 3 year rolling average.	Aim to Maximise	3.4%	8.4%	8.4%	<p>The provisional number of child KSI casualties for the first half of 2009 is 5. With such a small sample it would be very unwise to make an end of year forecast. If the end of year total is in single figures the rolling average will improve, a figure of 10 will mean no change.</p> <p>The provisional number of child KSI casualties up to October 2009 is 11. Small numerical increases can produce larger percentage increases as we are working with a small sample. Despite this we will not be complacent and the smaller number of incidents means that we can easily analyse why they are happening. This information can be used to guide the content of projects, especially in secondary schools where this age pupils are most at risk. Locally we also work closely with the multi-agency Child Accident Prevention Group to identify and tackle problems.</p>	Chris Cole; Ian Thompson
NI 70	The number of finished in-year emergency admissions of children and young people to hospital as a result of unintentional and deliberate injury, per 10,000 population of children and young people.	Aim to Minimise	130.3	129.1			Richard Battersby; George Gilmore; Mike Tarver; Duncan Welldrake
HWB Live Birth	Number of live births where mother is aged less than 18 at time of birth	Aim to Minimise				This data is currently not available	Michael Priestley
VSB10	Proportion of children who complete immunisation by recommended age	Aim to Maximise	No data for this range	No data for this range		There are a number of sub-indicators which make up VSB10. Data for the individual indicators is available; however there is not yet an overall figure	TBC



			08/09	09/10			
Code	Short Name	Aim	2008/09	2009/10			Managed By
			Value	Value	Target	Note	
						for this indicator. This is because a denominator for one of the sub indicators has not yet been defined nationally.	

**10. To explore new opportunities and ways of working together in order to promote wellbeing and independence according to people's choices and preferences.**

			08/09	09/10			
Code	Short Name	Aim	2008/09	2009/10			Managed By
			Value	Value	Target	Note	
NI 134	The number of emergency bed days per head of weighted population	Aim to Minimise	200738	202960	201960		Karen Long