

COMMITTEE: Health Scrutiny Committee

DATE: 27th October 2009

REPORT OF: Policy Manager, Health and Well Being

**REPORT TITLE: HEALTH AND WELL-BEING PARTNERSHIP
PERFORMANCE FRAMEWORK UPDATE**

1.0 Purpose

- 1.1 The report presents the Health and Well Being Partnership's Performance Management Framework for quarter one of the reporting year 2009-10, (1/4/09 – 31/7/09)
- 1.2 The framework provides highlight and exception information, together with updates on the development of new measures and indicators.

2.0 Development of the Framework and Reporting System.

- 2.1 The report has been developed to include lead names for each performance indicator, and information on reporting schedule, wherever possible. If this identification has not been possible, the relevant partnership has been included until a specific lead can be identified.
- 2.2 It should be noted that a number of the newly included Children's indicators are still being developed, and further information on leads, reporting schedules, targets etc will be made available in due course.
- 2.3 Following the end of the Local Area Agreement reward target period (which ran until year 2008/9), a number of indicators relating to the reward target have been amended to better represent progress or provide for more streamlined reporting. In some instances, indicators have been removed, as progress toward outcomes is better tracked by other indicators already included in the performance management framework. Changes are as follows:
 - 2.3.1 LAA RT 8 (NI 123 Local 1: Number of four week quitters in deprived communities), the denominator has been updated to reflect deprivation using 2007 Index of Multiple Deprivation (IMD) rather than 2004 IMD. As this links more closely with Priority One Neighbourhoods within the Council, the revised indicator will relate to the 20% most deprived communities, as opposed to the 40% most deprived in the reward target calculation. We have also taken the opportunity to change the indicator for to reflect these changes, the indicator has been renamed LAA 123 Local 4. Due to the changes in calculation, data for this quarter is unavailable. However, we anticipate that this will be available on a quarterly basis in the future.
 - 2.3.2 PAF C72 - formerly LAA RT 10 (The number of supported admissions of people aged over 65 to permanent residential or nursing care) has been removed from the HWBP Performance Framework at the request of AOT, as this is no longer a reward target; performance is stable; and progress toward this is captured through other indicators, including NI 136.

- 2.3.3 LAA RT9 a – d have been combined into two new indicators, SSC3.8 a (Total Cash Gains of clients aged 60+ for Attendance Allowance, Disability Allowance, Pension Credit, Council Tax Benefit and Housing Benefit - All Stockport) and b SSC3.8b (Total Cash Gains of clients aged 60+ for Attendance Allowance, Disability Allowance, Pension Credit, Council Tax Benefit and Housing Benefit - Priority 1 Areas).
- 2.4 Place Survey data is now available for indicators NI 119 (% who say their health is good or very good); NI 138 (Satisfaction of people over 65 with both home and neighbourhood) and NI 139 (The extent to which older people receive the support they need to live independently at home), and has been included in the report as baseline data for 2008/9.

3.0 Highlights and exceptions

- 3.1 Overall, the framework identifies good performance across a range of priorities, highlighted throughout the Framework with a green traffic light status.
- 3.2 Of those indicators that are measurable on a quarterly basis, six have scored as red and two as amber on the traffic lighting system, indicating that they are not projected to meet their target for this reporting year.
- 3.3 NI 121 LAA (Mortality rate from all circulatory diseases at ages under 75 (per 100,000 population aged under 75) has scored as red on the traffic light system for this quarter, with interim data suggesting performance is similar to 2008 (101 deaths for Jan-May compared to 99 in 2008). However, it should be noted that this is based on provisional data and it is too soon to be certain about this projection.
- 3.4 NI 123 Local 3 (Proportion of mothers smoking in pregnancy) has scored as red on the traffic light system for this quarter, with 18.9% of new mothers smoking at delivery in this quarter (151 in total). Performance at the moment is worsening, from 16.4% of mother smoking at year end 2008/9 and 15.7% in 2007/8, and against an internal target of 13.8. The Health Scrutiny Committee is to receive a more detailed report on Smoking at the January 2010 meeting.
- 3.5 NI 39 Local 2 (Number of people referring to the Alcohol Health Advice Service) has also scored as red on the traffic light system. The brief intervention service has received 123 referrals in the first quarter of 2009/10. The numbers of referrals have increase each month, from 31 in April to 48 by June, leading to a year end projection of 573, against a target of 1500.
- 3.6 SSC3.8a (Total Cash Gains of clients aged 60+ for Attendance Allowance, Disability Allowance, Pension Credit, Council Tax Benefit and Housing Benefit - All Stockport) is a new indicator which combines former LAART 9a – d. Quarter one performance offers a projection for the full year of £6,156,596, against an annual target of £7,118,396, leading to risk of under achievement of year end target. The delivery team for this indicator is tracking progress closely, and increasing resources around home visits, which will boost progress toward target.
- 3.7 SSC3.8b (Total Cash Gains of clients aged 60+ for Attendance Allowance, Disability Allowance, Pension Credit, Council Tax Benefit and Housing Benefit - Priority 1 Areas) is a new indicator which combines former LAART 9a – d, and disaggregates this to a Priority One level. Quarter One performance offers a projection for the full year of £512,465, against an annual target of £569,515; leading to risk of under achievement of year end target. The delivery team for this indicator is tracking progress closely; has introduced support for systematic take up of benefits in the Stockport Homes sheltered accommodation in Heaton Norris; and is working closely with Neighbourhood Renewal

Team to increase awareness of the service amongst the over 60s in the Priority 1 neighbourhoods.

- 3.8 NI 130 (Social care clients receiving Self Directed Support (Direct Payments and Individual Budgets) per 100,000 population aged 18+) is a newly targeted indicator for this year, and has scored as red on the traffic light system for this quarter. The quarter 1 outturn is slightly lower than full year outturn for 2008/9 (if applying same calculation formula to then as now), with a rate of 3.6 as compared to 3.8 the full year in 2008/9. This is likely to be due to a number of outstanding annual direct payments, which will be chased at mid-year, resulting in anticipated additional activity. Adult Social Care is building on the Direct Payment increases achieved during the final quarter of 2008/9, and are seeing gains within Mental Health Services, specifically via the 'Personal Budget Project' that has been running since February 2009. Further significant increases are anticipated through applying a Self Directed Support model to be implemented by the Adult Social Care Reviewing Team, commencing in August 2009. Nonetheless, the target is considered challenging. Longer-term development of the Self Directed Support system as the main system for allocation of resources is progressing well, through participation in a national pilot, and through local developments.
- 3.9 NI 136 LAA (People supported to live independently through social services (all ages) - per 100,000 population aged 18+) has scored as amber on the traffic light system for quarter one. The year end projections are currently estimates only, as part of the data source is taken from the annual Grant Funded Services survey, for which figures will not be available until quarter 3, following the survey week in November 2009. Quarterly variance in out-turn is to be expected, and the dips in the data available for quarter 1 are not significant enough to indicate that we should be concerned at this point. Performance will be closely monitored throughout Quarter 2, however, and if the dip is sustained, an action plan will be developed to bring performance back on track. Although the forecast is slightly below target, given the numbers involved in this indicator it is anticipated that we will achieve the target.
- 3.10 NI 113a (Prevalence of chlamydia in under 20 year olds - percentage screening rate) has scored as amber on the traffic light system, by attaining 89% of the quarterly target. This indicator is new to the HWBP Performance Framework, and measures the percentage rate of screening for chlamydia for the under 20s.

4.0 Priority 8: To recognise the needs of carers and to support them with appropriate services to strike a balance in their lives between their work, caring responsibilities and own health.

- 4.1 Stockport is developing a Carers Partnership Board, which will work in partnership to oversee the implementation of the National Carers Strategy locally; and ensure that in Stockport, organisations recognise the needs of carers and to support them with appropriate services to strike a balance in their lives between their work, caring responsibilities and own health.
- 4.2 The Strategy Group developing the Partnership is currently working to identify key priorities for the Stockport Carers Partnership through the Joint Strategic Needs Assessment process, and to develop appropriate local performance measures to track progress toward those priorities. Once those measures have been developed, they will be incorporated into the Health and Well Being Partnership Performance Framework.
- 4.3 Alongside development of the Partnership itself, its priorities, and its performance measures; Stockport continues to develop a range of innovative support services for carers which enable them to a balance in their lives between their work, caring responsibilities and own health.

- 4.4 The Health Scrutiny Committee will hear from a Project Manager within Stockport Council about the partnership approach to developing support services for carers, with a specific focus on those services supporting carers' health and well being. These include emergency cards for carers; recruitment of a GP link worker based in the third sector, offering support to carers through GPs surgeries; and a new 'Back Me Up' pilot that enables carers to attend to their own health needs by supporting the person they care for.

5.0 Recommendations





The Scrutiny Committee is invited to:

- 5.1 Note further developments on the Performance Framework
- 5.2 Note the work going on to develop health and well being services for carers in Stockport.
- 5.3 Consider performance toward targets, and identify, for the next meeting, those indicators upon which they would like to see further information around the actions taken strategically or at "ground level" to improve or secure performance. (Please note that Smoking prevalence and cessation is already planned to be reported in greater detail at the January 2010 meeting).

Health and Well Being Partnership Framework





DATA AVAILABLE THIS QUARTER (2009/10 Q1)

Priorities: **01. To reduce deaths from circulatory diseases and cancer as the main contributors for the differences in life expectancy between the poor and affluent neighbourhoods in Stockport.**





PI Code	Short Name	Aim is to.....	2008/09	Q1 09/10	2009/10				Comments	Lead and availability
			2008/09	Q1 2009/10	2009/10		Status	Long Trend		
			Value	Value	Value	Target				
NI 121 LAA	Mortality rate from all circulatory diseases at ages under 75 (per 100,000 population aged under 75)	Aim To Minimise	72.05	Interim data only	74.70	70.39			Interim data for number of deaths from circulatory disease suggest performance is similar to 2008 (101 deaths for Jan-May compared to 99 in 2008). Based on this forecast for the year are above target, however it is too soon to be certain about this projection.	Roger Roberts SMC Data available annually - quarterly estimated forecast until then
NI 122	Mortality rate from all cancers at ages under 75	Aim To Minimise	111.50	Interim data only	118.60	112.00			Interim data for number of deaths from cancer suggest performance is similar to 2008 (159 deaths for Jan-May compared to 153 in 2008). Based on this forecast for the year are above target, however it is too soon to be certain about this projection.	Elaine Whittaker SMC Data available annually - quarterly estimated forecast until then

**Note that there is new annual performance data available for 2008/9 as a result of the Place Survey, detailed in section two of this report. Baseline data is now available for indicator NI 119 - % who say their health is good or very good.





Priorities: **02. To reduce levels of smoking in priority neighbourhoods in Stockport and prevalence across the Borough.**

			2008/09	Q1 09/10	2009/10					
PI Code	Short Name	Aim is to.....	2008/09	Q1 2009/10	2009/10				Comments	Lead and availability
			Value	Value	Value	Target	Status	Long Trend		
NI 123 LAA	Rate of self-reported 4-week smoking quitters per 100,000 population aged 16 or over.	Aim To Maximise	793	87	825	825			So far 200 people have quit in the first quarter of 2009/10 against a target of 475. Data is incomplete however and we would expect this figure to increase through the year. After many years of stretching achievement the current Vital Signs / LAA targets, numbers attending service dropped in 2008/09, following a national trend and due to the exceptional performance in 2007/08 (brought about by the smoking ban).	Sarah Clarke – PH Data available quarterly
NI 123 Local 3	Proportion of mothers smoking in pregnancy	Aim To Minimise	16.4%	18.9%	18.9%	13.8%			18.9% of new mothers were smoking at delivery in this quarter (151 in total). This target was included in the 05-08 LPD, but is no longer part of NI or LAA. Local monitoring continues however and a target has been proposed for HWPB. Performance at the moment is worsening, an internal target of 13.8% was proposed at the start of the year but performance is well above this level.	Alistair Cox – SMC Data available quarterly




Priorities: 03. To halt the year on year rise of health incidents and to tackle adverse social impacts on peoples' wellbeing attributable to alcohol across the Stockport conurbation

PI Code	Short Name	Aim is to.....	2008/09	Q1 09/10	2009/10				Comments	Lead and availability
			2008/09	Q1 2009/10	2009/10					
			Value	Value	Value	Target	Status	Long Trend		
NI 39 Local 1	Rate of Hospital Admissions per 100,000 for Alcohol Related Harm (from areas ranking in 40% most deprived)	Aim To Minimise	2687.2	N/A	2687.2	2917.0			Provisional data - Data is for financial year, this performance report represents the position at mid May 2009. It is not possible to give an forecast figure for the value at end of March as yet as there is insufficient data, therefore forecast for the year is based on year end 2008/09. So far there have been 397 alcohol related admissions in 2009/10, in total in 2008/09 there were 2,318 admissions.	Simon Armour – PH Data available annually Quarterly estimate / projection available.
CYSCH22a	Admissions to hospital of under 20 year olds with mental and behavioural health disorders due to substance misuse	Aim To Maximise	27	7		None set			The data is cumulative to mid May, so far there have been 7 admissions. There are no targets for this indicator.	Heidi Shaw - MOSAIC Data available quarterly
NI 39 Local 2	Numbers of people referring to the Alcohol Health Advice Service	Aim To Maximise	271.0	123.0	573.0	1500.0			The brief intervention service have received 123 referrals in the first quarter of 2009/10. The numbers of referrals have increase each month, from 31 in April to 48 by June. This is reflected in the year end forecast.	Simon Armour – PH Data available quarterly





Priorities: 04. To halt the increasing rate of obesity and overweight in children at age 11 and to reduce the prevalence of overweight and obesity in the adult population

			2008/09	Q1 09/10	2009/10					
PI Code	Short Name	Aim is to.....	2008/09	Q1 2009/10	2009/10				Comments	Lead and availability
			Value	Value	Value	Target	Status	Long Trend		
NI 198	Percentage of children travelling to school - not by car	Aim To Maximise	72.2%	N/A	72.6%	72.6%			<p>The team continues to support the remaining few schools that haven't yet completed a travel plan. Cycle storage projects with modest match-funding from the capital programme have provided a useful impetus for some independent schools as well as being an excellent educational project in its own right as young people are fully involved in the process.</p> <p>The Team also organises innovative ways to help support the action plans to reduce car use for the school journey. This includes 'Bike and Scoot' week, support for Sustrans' Bike It Officer and presentations and special projects in schools</p>	Rosie Frearon – SMBC (lead for CYP, but overall responsibility sits with EED) Data available annually
NI 53	Prevalence of breast-feeding at 6-8 wks from birth	Aim To Maximise	45.6%	50.1%	45.8%	45.8%			<p>Data quality for this indicator is high, there were 0.1% reported unknowns in this quarter.</p> <p>Performance is also high this quarter at 50.1%, 419 mothers were breastfeeding at 6 weeks, out of a total possible 836.</p> <p>Please note, figures from 1 clinic are being examined further due to a data anomaly, figures may therefore be revised. Further information to follow.</p>	Duncan Weldrake – PH Data available quarterly

Priorities: **05. To understand and reduce differences in the current mental and emotional health experienced between residents, with a focus on inequalities.**

PI Code	Short Name	Aim is to.....	2008/09	Q1 09/10	2009/10				Comments	Lead and availability
			2008/09	Q1 2009/10	2009/10		Status	Long Trend		
			Value	Value	Value	Target				
NI 150	Percentage of adults receiving secondary mental health services who are in paid employment	Aim To Maximise	11.1%	13.5%	13.5%	9.9%			<p>NI 150 and NI 150 Volunteering Quarter 1 percentage figure (still using the snapshot system) is very encouraging for numbers of people in employment, the overall number of people increasing by 28; interestingly for once the denominator remained the same so the percentage increase from 11.1% to 13.5% reflects performance. In the context of the economic recession this is good news although there may be a decline in numbers in later quarters this year. For both indicators (NI 150 and NI 150 local on Volunteering) the targets of 9.9% for employment and 9% for volunteering are comfortably met; however the developing Pennine database will be used in September to set agreed new targets with GONW for employment.</p>	Gina Evans, NHSS Data available quarterly
NI 136 MH	People supported to live independently through social services (all ages) disaggregated to mental health service users	Aim To Maximise	687.4	606.6	611.6	None set			<p>A measure of clients with a mental health problem, aged 18-64 that are in direct or indirect receipt of a social care service which assists them to maintain life in the community. The figure is generated by counting clients with mental health problems that are in receipt of a service as a result of a community care assessment or equivalent (CPA), and those receiving a service from an indirectly Social Care funded organisation, such as MIND. There are currently no targets set for this indicator.</p>	Gina Evans, NHSS Part data available quarterly, part data available annually – continue to report quarterly.

Priorities: **06. The promotion of independence in older people to maintain them safe, well and at home where possible.**



PI Code	Short Name	Aim is to.....	2008/09	Q1 09/10	2009/10				Comments	Lead and availability
			2008/09	Q1 2009/10	2009/10		Status	Long Trend		
			Value	Value	Value	Target				
SSC3.8a	Total Cash Gains of clients aged 60+ for Attendance Allowance, Disability Allowance, Pension Credit, Council Tax Benefit and Housing Benefit - All Stockport	Aim To Maximise	£6,360,000.00	£1,648,990.86	£6,156,596.00	£7,120,000.00			Q1 performance offers a projection for the full year of £6,156,596, against an annual target of £7,118,396, leading to risk of under achievement of year end target. Welfare Rights team is currently reassigning resources to ensure that demand is met, particularly around home visits, therefore enabling target to be achieved.	Tudor Owen - SMBC, and Margaret Brade as AOT Chair
SSC3.8b	Total Cash Gains of clients aged 60+ for Attendance Allowance, Disability Allowance, Pension Credit, Council Tax Benefit and Housing Benefit - Priority 1 Areas	Aim To Maximise	£496,499.00	£140,742.67	£512,465.00	£569,515.00			Q1 performance offers a projection for the full year of £512,465, against an annual target of £569,515; leading to risk of under achievement of year end target. Remedial work planned as follows: <ul style="list-style-type: none"> • Support for systematic take up of benefits in the Stockport Homes sheltered accommodation in Heaton Norris • Stockport Advice is working with the Neighbourhood Renewal Team to increase awareness of the service amongst the over 60s in the Priority 1 neighbourhoods. 	Tudor Owen - SMBC, and Margaret Brade as AOT Chair

**Note that there is new annual performance data available for 2008/9 as a result of the Place Survey, detailed in section two of this report. Baseline data is available for indicators:

NI 138: Satisfaction of people over 65 with both home and neighbourhood

NI 139: The extent to which older people receive the support they need to live independently at home




Priorities: 07. To improve services for adults of working age with disability to maximise employment opportunities and promote independence

			2008/09	Q1 09/10	2009/10					
PI Code	Short Name	Aim is to.....	2008/09	Q1 2009/10	2009/10			Comments	Lead and availability	
			Value	Value	Value	Target	Status			Long Trend
NI 136 LD	People supported to live independently through social services (all ages) disaggregated to adults with learning disabilities	Aim To Maximise	349.3	334.4	393.4	None set			A measure of Learning Disabled clients aged 18-64 that are in direct or indirect receipt of a social care service which assists them to maintain life in the community and therefore avoid permanent Residential and Nursing admissions. There are currently no targets set for this indicator.	Janet Beer, SMBC Part data available quarterly, part data available annually – continue to report quarterly.
NI 136 PD	People supported to live independently through social services (all ages) disaggregated to adults with physical disabilities	Aim To Maximise	736.5	593.4	616.1	None set			A measure of physically disabled clients aged 18-64 that are in direct or indirect receipt of a social care service which assists them to maintain life in the community and therefore avoid permanent Residential and Nursing admissions. There are currently no targets set for this indicator.	Janet Beer, SMBC Part data available quarterly, part data available annually – continue to report quarterly.

Priorities: 08. To recognise the needs of carers and to support them with appropriate services to strike a balance in their lives between their work, caring responsibilities and own health.

**Note - No measurable indicators for this priority currently. The Carers Strategy Group is researching and creating indicators which will evidence the achievement of the priorities within the Stockport Carers Strategy, which is currently under development.

Priorities: **09. To ensure that children's services are appropriately designed to meet the emerging demographic and birth-rate changes and address the lifestyle factors affecting health and well-being.**





PI Code	Short Name	Aim is to.....	2008/09	Q1 09/10	2009/10				Comments	Lead and availability
			2008/09	Q1 2009/10	2009/10					
			Value	Value	Value	Target	Status	Long Trend		
NI 48	Children killed or seriously injured in road traffic accidents- percentage change since 1994-98 average	Aim To Minimise	6.5%	N/A	-6.9%	7.0%				Charlotte Ramsden is CYP lead (joint interest with LSCB – overall responsibility with EED) Data available annually
NI 113a	Prevalence of chlamydia in under 20 year olds - percentage screening rate	Aim To Maximise	No data for this range – measure began 2009/10	4.9	4.9	5.5		n/a	Indicator is new to the HWBP performance Framework. Data reflects % rate of screening for age group. Aim is to increase screening rate – currently running at 89% of target.	Ellen Cooper – PH Data available quarterly, with slight time lag from collation to reporting.



**Note that there is new annual year-end performance data available for 2008/9, detailed in section two of this report, for indicators:

52a - Take up of school lunches - Primary Schools

52b - Take up of school lunches - Secondary Schools

Priorities: 10. To explore new opportunities and ways of working together in order to promote wellbeing and independence according to people's choices and preferences.









PI Code	Short Name	Aim is to.....	2008/09	Q1 09/10	2009/10			Comments	Lead and availability	
			2008/09	Q1 2009/10	2009/10	Target	Status			Long Trend
			Value	Value	Value					
NI 130	Social care clients receiving Self Directed Support (Direct Payments and Individual Budgets) per 100,000 population aged 18+	Aim To Maximise	163.1	3.6	8.4	14.5			Quarter 1 outturn is slightly lower than full year out turn for 2008/9 (if applying same calculation formula to then as now) - 3.6 as compared to 3.8 full year. This is likely to be due to a number of outstanding annual direct payments, which will be chased at mid-year, resulting in anticipated additional activity. We are building on the Direct Payment increases achieved during the final quarter of 2008/9. We are seeing gains within Mental Health Services, specifically via the 'Personal Budget Project' running in that service since February 2009. Further significant increases are anticipated through applying a Self Directed Support model to be implemented by the Adult Social Care Reviewing Team, commencing in August 2009. Longer-term development of the SDS system as the main system for allocation of resources is progressing well, through participation in a national pilot, and through local developments.	Terry Dafter, SMBC Data available quarterly
NI 136 LAA	People supported to live independently through social services (all ages) - per 100,000 population aged 18+	Aim To Maximise	4028.78	3846.3	3922.9	4161			The information for this PI is based on current levels of community service provision and the information from the 2008/09 Grant Funded Services survey. The figures for the 2009/10 GFS1 survey will not be available until quarter 3, following the survey week in November 2009. The end of year projections are therefore based only on the RAP element of the equation. Quarterly variance in out-turn is to be expected, and the dips in the RAP	Terry Dafter SMBC Part data available quarterly, part data available annually – continue to report quarterly.

			2008/09	Q1 09/10	2009/10						
PI Code	Short Name	Aim is to.....	2008/09	Q1 2009/10	2009/10					Comments	Lead and availability
			Value	Value	Value	Target	Status	Long Trend			
										figures for quarter 1 are not significant enough to indicate that we should be concerned at this point. We will closely monitor Quarter 2 performance, however, and if the dip is sustained, we will work with the heads of Service to create an action plan to bring the target back on track. Although the forecast is slightly below target, given the numbers involved in this indicator it is anticipated that we will achieve the target.	
NI 40 LAA	Change in number of drug users in effective treatment from 2007/08 baseline	Aim To Maximise	665	N/A	666	666				The data for the 2% increase in the number of Problematic Drug Users in effective treatment is reported 4-5 months after the date on which clients enter service due to the manner in which 'effective treatment' is calculated. The most recent data relates to month 12 of 2008/09 which is 687 people (representing an increase of 7.3% from the 2007/08 baseline). This shows excellent progress. Local estimates for 2009/10 indicate there will be no problems in achieving the 2009/10 target of 666. To the end of June 09, there have been 40 new treatment journeys against 55 in the 1st quarter last year. It is anticipated that there will be a high bring forward of those in effective treatment from 2008/09 which, even if the number of new people entering treatment continues at a lower rate than 2008/09, will enable the 2009/10 target to be achieved.	DAAT Figures available quarterly, but 4 months behind – Local quarterly estimates available to calculate projection.



DATA NOT AVAILABLE THIS QUARTER (2009/10 Q1)

Priorities: **01. To reduce deaths from circulatory diseases and cancer as the main contributors for the differences in life expectancy between the poor and affluent neighbourhoods in Stockport.**

PI Code	Short Name	Aim is to.....	2008/09	Q1 09/10	2009/10				Comments	Lead and availability
			2008/09	Q1 2009/10	2009/10	Target	Status	Long Trend		
			Value	Value	Value					
NI 119	% who say their health is good or very good	Aim to maximise	78.1%	N/A	N/A	None set to date			Note this is the first opportunity for us to comment on the finalised Place Survey results. From headline analysis of this indicator, it can be seen that Stockport has performed well against greater Manchester authorities, and against NW average of 73%, and the national average of 76%.	Indicator not allocated Data will be available annually via Place Survey Tracker
NI 120a Local 1	Difference in life expectancy between the most deprived quintile and the average - Female	Aim To Minimise	4.58	Annual return	N/A	4.64			Performance and the target relates to a three year average, with Year 1 relating to 2006 – 2008. As data is annual an update for 07/09 performance will not be available until March 2010.	Steve Watkins - PH Annual – available March
NI 120b Local 1	Difference in life expectancy between the most deprived quintile and the average - Male	Aim To Minimise	6.52	Annual return	N/A	5.89			Performance and the target relates to a three year average, with Year 1 relating to 2006 – 2008. As data is annual an update for 07/09 performance will not be available until March 2010.	Steve Watkins - PH Annual – available March
NI 121 Local 1	Mortality rate from all circulatory diseases at ages under 75 disaggregated to the lowest quintile of deprivation	Aim To Minimise	146.20	Annual return	N/A	154.40			Performance and the target relates to a three year average, with Year 1 relating to 2006 – 2008. As data is annual an update for 07/09 performance will not be available until March 2010.	Steve Watkins – PH and Roger Roberts SMC - Annual – available March
NI 121 Local 2	Uptake of CVD Risk Factor screening programme	Aim To Maximise	69.1%	Annual return	N/A				Data is for financial year, and is collected via an annual audit of GP practices. 2009/10 data will be available in May 2010.	Jane Jefferson - PH Annual – available May
NI 122 Local 1	Mortality rate from all cancers at ages under 75 disaggregated to the	Aim To Minimise	144.5	Annual return	N/A	144.0			Performance and the target relates to a three year average, with Year 1 relating to 2006 – 2008. As data is	Steve Watkins – PH and Elaine



			2008/09	Q1 09/10	2009/10						
PI Code	Short Name	Aim is to.....	2008/09	Q1 2009/10	2009/10				Comments	Lead and availability	
			Value	Value	Value	Target	Status	Long Trend			
	lowest two quintiles of deprivation									annual an update for 07/09 performance will not be available until March 2010.	Whittaker - SMC Annual - available March
NI 122 Local 2a	Uptake in deprived practices of screening for breast cancer from 2009	Aim To Maximise	N/A	Annual return	N/A					Data is for financial year, and is collected via an annual audit of automatic return from GP practices. Data for 2008/09 due in November 2009, data for 2009/10 due in November 2010.	Ellen Cooper - PH Annual - available November
NI 122 Local 2b	Uptake in deprived practices of screening for cervical cancer from 2009	Aim To Maximise	N/A	Annual return	N/A					Data is for financial year, and is collected via an annual audit of automatic return from GP practices. Data for 2008/09 due in November 2009, data for 2009/10 due in November 2010.	Jane Rossini - PH Annual - available November
NI 122 Local 2c	Uptake in deprived practices of screening for bowel cancer from 2009	Aim To Minimise	N/A	N/A	N/A					The screening programme for bowel cancer has not yet started	Jane Rossini - PH Not yet collected.
NI 137	Healthy life expectancy at age 65	Aim To Maximise	N/A	N/A	N/A					No validated central data until 2014 (when 2011 Census published). The PCT will be carrying out its own estimate of NI 137 through our Adults Lifestyle Survey - data available in autumn 2009. However, this will be a local score and cannot be assumed to link directly with the full census information.	Steve Watkins - PH Estimate shortly available via lifestyle survey in autumn 09

Priorities: **02. To reduce levels of smoking in priority neighbourhoods in Stockport and prevalence across the Borough.**

			2008/09	Q1 09/10	2009/10						
PI Code	Short Name	Aim is to.....	2008/09	Q1 2009/10	2009/10				Comments	Lead and availability	
			Value	Value	Value	Target	Status	Long Trend			
NI123 L4	NI 123 Local 4: Number of four week quitters in 20% most deprived communities	Aim To Minimise	2,373	No data for this range Indicator being updated	No data for this range				The indicator has been renamed LAA 123 Local 4. Following the end of the reward target period for LAA RT 8 the denominator has been updated to reflect deprivation using 2007 Index of Multiple Deprivation (IMD) rather than 2004 IMD. As this links more closely with Priority One Neighbourhoods within the Council, the revised indicator will relate to the 20% most deprived communities, as opposed to the 40% most deprived in the reward target calculation. Due to the changes in calculation, data for this quarter is unavailable. However, we anticipate that this will be available on a quarterly basis in the future.	Sarah Clarke - PH Data available quarterly from next quarter	
NI 123 Local 2	A local outcomes focused smoking cessation target	Aim To Maximise	N/A	N/A	N/A					The adult lifestyle survey has now been collected, with 7,300 responses. The survey is currently being analysed and should report by Q3.	Sarah Clarke - PH Estimate shortly available via lifestyle survey in autumn 09

Priorities: 04. To halt the increasing rate of obesity and overweight in children at age 11 and to reduce the prevalence of overweight and obesity in the adult population

			2008/09		2009/10									
PI Code	Short Name	Aim is to.....	2007/08	2008/09	2008/09				2009/10				Comments	Lead and availability
			Value	Value	Value	Target	Status	Long Trend	Value	Target	Status	Long Trend		
NI 55	Percentage of children in reception with height and weight recorded who are obese	Aim To Minimise	6.7%	N/A		7.7%	?	?	Annual return	7.9%	?	?	<p>This data is for academic year, 2008/09 data will become available in September 2009.</p> <p>Stay Active Stay Healthy – Key Stage 1 and 2 teaching and resource pack to support increase physical activity and healthy eating in schools. This has activity sheets for children and their parents</p>	Jane Jefferson - PH and Lucille Fifield – NHSS Donna Sager – SMBC Data available annually for academic year.
NI 56 LAA	Percentage of children in Year 6 with height and weight recorded who are obese	Aim To Minimise	14.48 %	N/A		15.50 %	?	?	Annual return	15.70 %	?	?	<p>Three MEND programmes have been run – which are 12 week activity programmes for children who are overweight and their families. This has proved be very popular and shows reduction in BMIs for those children who attend and an increase in physical activity</p> <p>A2A – the targeted family intervention programmes for children aged 7-11 who are obese. This year long programme is the first of its kind</p> <p>Active involvement in the national Change4Life programme</p> <p>Resource pack for all professional detailing an A-Z support services for children who are obese</p> <p>Range of interventions in the healthy Schools programmes including healthy lunch boxes</p>	Jane Jefferson -PH and Lucille Fifield - NHSS Donna Sager – SMBC Data available annually for academic year.
HWB AD Obs	An adult obesity target	Aim To Minimise	N/A	N/A	N/A				?		?		The adult lifestyle survey has now been collected, with 7,300 responses.	Jane Jefferson - PH

PI Code	Short Name	Aim is to.....	2008/09	Q1 09/10	2009/10				Comments	Lead and availability	
			2008/09	Q1 2009/10	2009/10	Target	Status	Long Trend			
			Value	Value	Value						
										The survey is currently being analysed and should report by Q3.	Estimate shortly available via lifestyle survey in autumn 09
NI 52a	Take up of school lunches - Primary Schools	Aim To Maximise	42.9%	Annual return	N/A					<p>Performance value was taken from 2008/9 the School Food Trust Survey statistical release.</p> <p>2008/9. Below are a selection of activities planned for the 2009/10 academic year:</p> <ul style="list-style-type: none"> Themed Menu calendar for Primary Schools Awareness raising of competitions on the My School Lunch website - www.myschoollunch.co.uk/stockport Parent tasting sessions/evenings Relaunch of the Primary School Parental Brochure National Sausage week Food excellence skills training for Cooks Updating marketing/promotional literature National Schools Meals week Supplier competitions 	Lorraine Gleave Data available annually in July- follows financial year
NI 52b	Take up of school lunches - Secondary Schools	Aim To Maximise	58.3%	Annual return	N/A					<p>Performance value was taken from 2008/9 the School Food Trust Survey statistical release.</p> <p>Below are a selection of activities planned for the 2009/10 academic year:</p> <ul style="list-style-type: none"> Awareness raising of competitions on the My School Lunch website - www.myschoollunch.co.uk/stockport Secondary school competition on the yougo4it web site Piloting meal deals in Secondary Schools Consultation with Secondary School 	Lorraine Gleave Data available annually in July - follows financial year









			2008/09	Q1 09/10	2009/10					
PI Code	Short Name	Aim is to.....	2008/09	Q1 2009/10	2009/10				Comments	Lead and availability
			Value	Value	Value	Target	Status	Long Trend		
									User Groups National Sausage week Food excellence skills training for Cooks Updating marketing/promotional literature National Schools Meals week Supplier competitions	
NI 57	Children and young people's participation in high-quality PE and sport	Aim To Maximise	89	Data available annually-new definition					This indicator has a new definition, and is not yet fully in place. All previous data relating to NI57 refers to 2 hours participation per week. From September 08, NI57 now refers to 3 hours participation per week & will therefore impact on the data trend. On average, during the 2007/08 academic year, schools offered their pupils an average of 20 different activities. 687 teachers attended professional development opportunities to ensure high quality provision is offered covering a range of assessment and sport specific courses.	Russ Boaler Data available annually
NI 126	Early Access for Women to Maternity Services	Aim To Maximise	80.0%	N/A					Work is still ongoing nationally to firm up the data definition. Once national guidance has been finalised monitoring will restart. There has been no update to data since quarter 2 2008/09 and information for the current quarter is not yet available.	Alistair Cox Methodology not yet finalised.

Priorities: 05. To understand and reduce differences in the current mental and emotional health experienced between residents, with a focus on inequalities.



			2008/09	Q1 09/10	2009/10						
PI Code	Short Name	Aim is to.....	2008/09	Q1 2009/10	2009/10			Comments	Lead and availability		
			Value	Value	Value	Target	Status			Long Trend	
HWB MWB	To improve mental wellbeing in Stockport, with a focus on inequalities and those aspects of wellbeing which affect mortality	Aim To Maximise						?	?	The PCT has committed to a regional study using a validated tool. Once the survey is complete we will be able to set targets and develop tools for continued measurement. It is anticipated that this will be reported by December 2009. Data will also be available from the adult lifestyle survey (data due autumn 2009) and the Place Survey (data collated, but current embargoed) which used the same wellbeing assessment tool to enable validation to occur.	Eleanor Hill – PH Estimate shortly available via Place Survey and lifestyle survey in autumn 09
NI 50	Emotional health of children	Aim To Maximise	62.9%	Annual data collection				?	?	Data taken from annual Tell Us Survey. 2008/9 outturn of 62.9% is just short of the National and Stastical Neighbour averages. The CAMHS Partnership has developed a 2009/10 - 2013/14 Strategic Plan which aims to deliver a comprehensive mental health service to children and adolescents in Stockport.	Alison Caven Annual data collection
NI 51	Effectiveness of child and adolescent mental health (CAMHS) services	Aim To Maximise	14	Annual return		16		?	?	Stockport self assessment score remains at 14. The CAMHS Partnership has developed a 2009/10 - 2013/14 Strategic Plan which aims to deliver a comprehensive mental health service to children and adolescents in Stockport.	Alison Caven Annual data collection
NI 58	Emotional and behavioural health of looked after children	Aim To Minimise	14.1	N/A		13.5			?	New PI being implemented. High 98% return rate for 2008/9 Strengths & Difficulties Questionnaire (SDQ). Actions for YP with High or Very High scores: Identification of agencies in place to support Issue of further SDQ as per the guidance to ascertain views of Education and the young person and determining appropriate level of intervention. Long term aim to reduce the number of young people with High or Very High scores through appropriate interventions and to	Mandy Candlin (joint interest with Integrated LAC) Annual data collection

			2008/09	Q1 09/10	2009/10						
PI Code	Short Name	Aim is to.....	2008/09	Q1 2009/10	2009/10				Comments	Lead and availability	
			Value	Value	Value	Target	Status	Long Trend			
										<p>allow for the early identification of those young people at risk of developing emotional or behaviour difficulties. Benchmarking for target setting is challenging as Stockport is a fore runner in implementation of SDQ. Outturn 08/09 - 14.1; target 2009/10 - 13.5. Overall excellent progress is being made. The high outturn for health was commended in the recent pilot inspection. The educational psychologist Martin Powell has completed a survey of the Mental Health and Emotional Well- Being of Children Looked After to inform Stockport approach in meeting the health needs of children in care through the successful implementation of the SDQ programme.</p>	

Priorities: **06. The promotion of independence in older people to maintain them safe, well and at home where possible.**

			2008/09	Q1 09/10	2009/10					
PI Code	Short Name	Aim is to.....	2008/09	Q1 2009/10	2009/10			Comments	Lead and availability	
			Value	Value	Value	Target	Status			Long Trend
NI 138	Satisfaction of people over 65 with both home and neighbourhood	Aim To Maximise	84.1%	N/A	N/A			 	Note this is the first opportunity for us to comment on the finalised Place Survey results. From headline analysis of this indicator, it can be seen that Stockport has performed on a par with our comparator authorities and the national average (83.9%). AOT and DASS are currently considering appropriate target-setting.	Terry Dafter SMBC, Margaret Brade as Chair AOT Data will be available annually via Place Survey Tracker
NI 139	The extent to which older people receive the support they need to live independently at home	Aim To Maximise	34%	N/A	N/A			 	Note this is the first opportunity for us to comment on the finalised Place Survey results. From headline analysis of this indicator, it can be seen that Stockport has performed 1.3% better than our comparator authority average. Stockport has also performed 3.6% above the national average, which is 30.0%. AOT and DASS are currently considering appropriate target-setting.	Terry Dafter SMBC Margaret Brade as Chair AOT Data will be available annually via Place Survey Tracker
NI 139 local 1	Proportion of older people asked who agree that there are support services to assist people to live independently in their own home	Aim To Maximise				Citizens Panel: 68%, Age Concern: 72%		 	Indicators have been renamed from HWB AOT 1a / 1b in recognition that these are local measures that contribute to our understanding of NI 139, by asking older people themselves about support to live independently. Local 1: 07/08 Baseline - Citizens Panel: 66%, Age Concern: 71% Local 2: Baseline - Citizens Panel: 44%, Age Concern: 49%	Margaret Brade as AOT Chair Data will be available every two years.
NI 139 local 2	Proportion of older people asked who agree that they know how to find out what support will there be to help me live independently in my own home	Aim To Maximise				Citizens Panel: 50%, Age Concern: 54%		 	The repeat survey will take place in 2010 replicating the 07/08 exercise. In the meantime, progress against these measures will be via reporting against relevant activities in the AOT Strategy performance framework.	Margaret Brade as AOT Chair Data will be available every two years.

Priorities: 07. To improve services for adults of working age with disability to maximise employment opportunities and promote independence


			2008/09	Q1 09/10	2009/10						
PI Code	Short Name	Aim is to.....	2008/09	Q1 2009/10	2009/10				Comments	Lead and availability	
			Value	Value	Value	Target	Status	Long Trend			
HWB PD Emp	Adults with physical disabilities in employment	Aim To Maximise	N/A	Data not currently collated.	N/A					The information for this indicator is not currently being collected.	Janet Beer, SMBC Data not currently collated.



Priorities: 08. To recognise the needs of carers and to support them with appropriate services to strike a balance in their lives between their work, caring responsibilities and own health.

			2008/09	Q1 09/10	2009/10							
PI Code	Short Name	Aim is to.....	2008/09	Q1 2009/10	2009/10				Comments	Lead and availability		
			Value	Value	Value	Target	Status	Long Trend				
HWB Carers(a)	A local carers target: a) Number of carers that GP's have identified who are caring for people on a regular and substantial basis and have referred for a Social services assessment	Aim To Maximise		Data not currently available					?	?	<p>These indicators are currently under development as part of a broader Partnership approach to the Carers Agenda.</p> <p>The Carers Strategy Steering Group has recognised that the H&WBP performance framework does not currently contain any measurable indicators under the carer-related priority. The Steering Group will shortly begin to review how the findings of the JSNA link to and inform the Carers Strategy and Performance Framework, which could, in turn inform the carers element of the H&WBP Performance Framework.</p>	Gaynor Mullins – NHSS Data not currently available
HWB Carers(b)	A local carers target: b) Number of carers that GP's have referred to voluntary agencies (e.g. Signpost, Age Concern, Making Space) for further information and advice with regard to their caring role	Aim To Maximise		Data not currently available					?	?	<p>The Carers Strategy Steering Group has recognised that the H&WBP performance framework does not currently contain any measurable indicators under the carer-related priority. The Steering Group will shortly begin to review how the findings of the JSNA link to and inform the Carers Strategy and Performance Framework, which could, in turn inform the carers element of the H&WBP Performance Framework.</p>	Gaynor Mullins – NHSS Data not currently available

Priorities: 09. To ensure that children's services are appropriately designed to meet the emerging demographic and birth-rate changes and address the lifestyle factors affecting health and well-being.

			2008/09	Q1 09/10	2009/10					
PI Code	Short Name	Aim is to.....	2008/09	Q1 2009/10	2009/10			Comments	Lead and availability	
			Value	Value	Value	Target	Status			Long Trend
HWB Live Birth	Number of live births where mother is aged less than 18 at time of birth	Aim To Minimise		No data for this range					There is currently a delay in accessing this data locally, and work is ongoing to rectify this.	Michael Priestley, SMBC Data usually available quarterly
NI 112 BV197 LAA	Percentage reduction in under 18 conception rate (from 1998 baseline)	Aim To Minimise	-10.2%	No data for this range			-26.0%		There is currently a delay in accessing this data locally, and work is ongoing to rectify this.	Michael Priestley, SMBC Data usually available quarterly
NI 115	Substance misuse by young people	Aim To Minimise	12%	Annual return					Data collected through the annual Tell Us survey in schools. From local information we know that a number of children in Stockport consume a small amount of alcohol with their parents which is less of a concern. Stockport's Young People's drug and alcohol service MOSAIC delivers a range of prevention, early intervention, targeted and specialist interventions via three dedicated teams. There is an innovative school based service which enables early identification and intervention through observation and tools for staff, with a worker in each secondary school for 1 day per week offering direct pupil support. Substance use awareness is positively embraced by the schools for pupils and staff. For Children in Care: All Staff have screening and assessment training. We have plans to include the assessment in the Health Assessments of Children in Care. A	Heidi Shaw, Mosaic Data available annually

PI Code	Short Name	Aim is to.....	2008/09	Q1 09/10	2009/10			Comments	
			2008/09	Q1 2009/10	2009/10				
			Value	Value	Value	Target	Status		Long Trend
								lead officer within ILAC has been identified and the aim is that they report on the interventions to the Health Monitoring Group. The process will be adopted across Children Services. This is new PI and at the early stages of implementation. An SLA is in place with MOSAIC	
NI 70	The number of finished in-year emergency admissions of children and young people to hospital as a result of unintentional and deliberate injury, per 10,000 population of children and young people.	Aim To Minimise	139.5	Annual return		None set		Analys is of the patterns and trends around hospital admissions has been undertaken and work to address some of the findings is being planned.	Charlotte Ramsden (of interest – reported to LSCB) Data available annually in July.
NI 54	Services for disabled children	Aim To Maximise	N/A	Data not yet collected routinely.				National figure taken from pilot survey results http://www.dcsf.gov.uk/rsgateway/DB/STR/d000846/NI54SubIndicator2008-09.xls First full survey will be carried out late 2009. The results of this survey will be used to set a target against this indicator.	Cath Millington (of interest – Disability PB) Data not yet collected routinely.
VSB10	Proportion of children who complete immunisation by recommended age	Aim To Maximise	No data for this range	Annual return				Indicator newly included in H&WBP performance framework. Data is available annually and first data update will be in July 2010.	Dave Baxter – PH Data available annually in approx July.

PI Code	Short Name	Aim is to.....	2008/09	Q1 09/10	2009/10				Comments	
			2008/09	Q1 2009/10	2009/10					
			Value	Value	Value	Target	Status	Long Trend		
Priorities: 10. To explore new opportunities and ways of working together in order to promote wellbeing and independence according to people's choices and preferences.										
NI 134	The number of emergency bed days per head of weighted population	Aim To Minimise	197363	N/A	N/A	201960			Data is not year available for this quarter - an update should be available by quarter 2.	Karen Long – SMC Data available annually in Q2