



STOCKPORT
METROPOLITAN BOROUGH COUNCIL

Corporate Performance & Resources

Annual Report 2019/20



www.stockport.gov.uk

Date	6 July 2020	Version	1.1 (CRMG)	Approved by	Cabinet
------	-------------	---------	------------	-------------	---------

LEADER'S INTRODUCTION



A huge amount has changed since I introduced the last Corporate Report in January, and I am proud of the way the Council has worked with partners alongside our voluntary and community groups to support local people and businesses during the pandemic. We brought a series of reports to the recent cycle of Scrutiny Committees summarising our response and are now actively planning for recovery and how we can 'build back better' to deliver on our ambitions and bring long-term benefits for our communities and local economy.



Whilst it references some of the early impacts from the pandemic, this report focuses on how we delivered our priorities and spending plans over the last financial year. Our overall performance levels have been largely maintained and improved in some areas, although the demand pressures on our services and challenges for Stockport's economy highlighted over the year are likely to become more acute over the next 12 months.

I'm pleased to report an overall surplus in our Revenue budget, thanks to our continued strong financial management along with prudent use of reserves and investments. The underlying pressures on our spending will become evident, and the report sets out some of the early financial impacts from the pandemic.

Despite the uncertain times ahead, there are exciting developments for our Borough which will help put our local economy back on track. Work is continuing around the Mayoral Development Corporation site in Town Centre West, the opening of the next phase of Stockport Exchange along with the Transport Interchange, alongside longer-term priorities including bringing Metrolink to Stockport and cutting our carbon emissions.

As we move towards the easing of some of the restrictions on our daily lives, I'd like to thank local residents as well as Council employees and local businesses for continuing to stick to these measures. The health and wellbeing of our residents is our main priority and people should feel reassured we are working closely with Government and health authorities to prevent the spread of the virus within our communities. I'm really proud of the way we are all working together as a borough to achieve the best outcome and hopefully better days lie ahead for all of us.

Cllr Elise Wilson,
Leader of the Council (Policy, Finance and Devolution)



EXECUTIVE SUMMARY

This report provides an overview of progress towards delivering the Council Plan 2019/20 Outcomes including a high-level overview of the activity, performance and spend contributing to this.

Whilst the start of the Covid-19 pandemic has impacted on some budgets and performance measures at the end of the financial year, the Council's response has been set out in more detail against key work streams in a series of reports to the June Scrutiny cycle, alongside the 2019/20 Annual Portfolio Reports.

The Portfolio Performance and Resource Reports contain a more detailed report on performance and finance, focussing on highlights and exceptions, in relation to the priorities and responsibilities of the seven Cabinet Portfolios. These Portfolio Reports can be accessed by following the links to the five Scrutiny Committees below:

Scrutiny Committee	Date	2019/20 Portfolio Reports
Communities and Housing	8 June	Sustainable Stockport Inclusive Neighbourhoods
CRMG	9 June	Resources, Commissioning and Governance Citizen Focus and Engagement
Children and Families	10 June	Children, Family Services and Education
Adult Social Care and Health	11 June	Adult Care and Health
Economy and Regeneration	11 June	Economy and Regeneration

Outturn Budget Position 2019/20

	Revenue Budget £000	Out-Turn £000	(Surplus)/ Deficit £000	Reserves and Balances	Balance at 31/03/20 £000
Cash Limits	183,352	183,438	86	<u>Non-Ring fenced:</u>	
Non-Cash Limits	57,168	56,269	(899)	General Fund Balances	10,013
Total	240,520	239,707	(813)	Earmarked Reserves	76,550
				<u>Ring fenced:</u>	
2019/20 Capital Programme (£000)			99,723	DSG and School Reserves	8,689
2020/21 Capital Programme (£000)			190,705	HRA Reserves	3,468
2021/22 Capital Programme (£000)			136,349	Total Reserves and Balances	98,720

Delivering our Shared Outcomes for Stockport

The Annual Report brings together a summary of key achievements in delivering the shared outcomes and priorities within the Council Plan and Portfolio Agreements during the second half of the year, with a particular emphasis on the Fourth Quarter of the year (January to March). A brief summary is provided below under each of the five shared outcomes.

People will be able to make positive choices and be independent

Targeting children's learning needs at the Early Years stage to enable them to be school ready has been supported by an LGA Peer Review, whilst improvement activity is also underway to support children and young people with Special Educational Needs and Disabilities (SEND). This has included improving the Local Offer, parental inclusion, and a joint commissioning strategy, with co-production at its heart, and has led to a review of funding arrangements.

Innovation continues to be piloted in Werneth and Brinnington to link social workers with schools through a "No Wrong Door" approach for Looked After Children via the GM Innovation Fund, along with the launch of the Care Leavers Charter. A "One Voice" approach is also being rolled out across primary schools, whilst the "Poverty Proofing" work in Edgeley identified a number of changes needed in schools. The mental health and well-being of young people is a priority with positive developments such as the "i-Thrive" project providing a more coherent approach.

People who need support will get it

A core principle for the Council is to protect, support and safeguard local residents. The alignment of the Adult Social Care and Health Portfolios has created significant opportunities to develop stronger partnership working and a coordinated approach. Together they have delivered the new operating model in adult social care focused on early intervention and prevention and have capitalised on opportunities to collaborate across teams to provide a seamless service for residents focusing on population health and the social determinants of health.

An overarching priority is to ensure we continue to offer early support and care for residents and address the health inequalities which exist in Stockport. These are delivered in a challenging and volatile financial environment with unprecedented levels of need, which will be a continued challenge as we move into the recovery phase of the Covid-19 pandemic. Public health will be key to many of our delivery programmes across the Council, with a robust public health offer, for example in our immunisation programmes where we continue to be an exemplar performer.

Stockport will benefit from a thriving economy

This year is likely to be the most challenging economic period Stockport has faced in modern times, but the Council continues to rise to the challenge, processing tens of millions of pounds in grant money to support local business, helping people into work through the Stockport Jobs Match service, creating the Stockport Economic Resilience Forum and building the SK Business Recovery website bringing businesses together while providing essential updates and guidance.

Developers continue to have huge confidence in the Mayoral Development Corporation, the town centre and borough, as evidenced by recent announcements, including BASF UK's relocation to Stockport Exchange 2 and the opening of the Mailbox. Recovery will be coordinated through our "One Stockport" campaign as the town, district and local centres re-open, with a strong focus on local businesses and communities. The changing landscape also offers opportunities to promote walking and cycling, with temporary measures in place and engagement with residents to support the re-opening of our economy, tackling congestion and improving road safety and air quality.

Stockport will be a place people want to live

We continue to focus on improving outcomes for all of our communities, so that Stockport is a place people want to live, work and spend their leisure time. Whilst our affordable housing targets

have not been met due to the lock-down, most have now restarted, and these are expected to be delivered in the next quarter. Homelessness continues to be a major concern, even ahead of the pandemic, with a huge amount of work in place to provide accommodation and support for people. Public realm indicators are generally positive, in no small part to the hard work and commitment of our bin crews and all TLC staff who have maintained these public services both in the run up to lockdown and during it. Whilst fly-tipping has increased, it is a likely consequence of changes to waste collection and tip closures since mid-March.

Despite the temporary closure of the Hatworks for refurbishment and improvements, visits to Stockport's museums and galleries have increased significantly in the 12 months to March. The relocation of Arc to the Hatworks has already been very successful, increasing use of the building and providing a more diverse range of activities. The link between health and wellbeing and the arts and culture has never been more important than now.

Communities in Stockport will be safe and resilient

We remain committed to strengthening and empowering our communities and connecting people. Some of the ways that we have done this include; our £1m Stockport Local Fund which has had 112 successful applications made in the latest phase; successful recruitment and retention of learners by the Adult Education Service with an increase in the number of learners from the borough's priority areas; and partnership work with Police, Youth Offending Service and local schools to tackle anti-social behaviour and raise awareness of hate crime and knife crime.

The final weeks of the financial year were impacted by the pandemic, including the postponement of an integrated 'Support Funds' model, with existing schemes retained in the short-term and joint work undertaken with Citizen's Advice Bureau and Credit Union to support residents who are struggling financially. The response of the voluntary and community sector during this time has been truly inspirational, working across the borough to deliver humanitarian aid and ensure that vulnerable people are supported. We must now build on the excellent work and wealth of community activity over the past 12 weeks to enable Stockport to recover even stronger.

Doing things digitally has become increasingly important in lockdown, with key achievements during the year enabling residents to continue contacting us during this time. The introduction of Ami, the AI "chat bot" and Netcall within the contact centre have improved customer experience. Meanwhile, over 8,000 people have been helped through the digital alliance with training and support to get them on-line. We continue to develop our digital offer across the web, engaging with users and contributing to a wider approach, for example in the way we recruit foster carers.

Work started with schools in Autumn 2019 as part of "Our Stockport Conversation" to engage with residents as we develop our long-term plans for the borough. Unfortunately, this has been paused, but this will continue, with new opportunities to place our residents, including our young people, at the heart of our recovery planning.

Financial summary

The revenue budget outturn for 2019/20 was £239.707m, representing a surplus of £0.813m. This was due to the £0.899m Non-Cash Limits surplus, generated by a higher dividend from Manchester Airport along with lower borrowing levels. The £0.086m deficit in the Cash-Limits budget was largely due to continuing pressures within the Children, Family Services and Education Portfolio, which was offset by a surplus from the Inclusive Neighbourhoods Portfolio. Reserves and balances stand at £98.720m, including Earmarked Reserves of £76.550m. The three-year Capital Programme stands at £426.777m, with in-year spend of £99.723m following re-phasing.

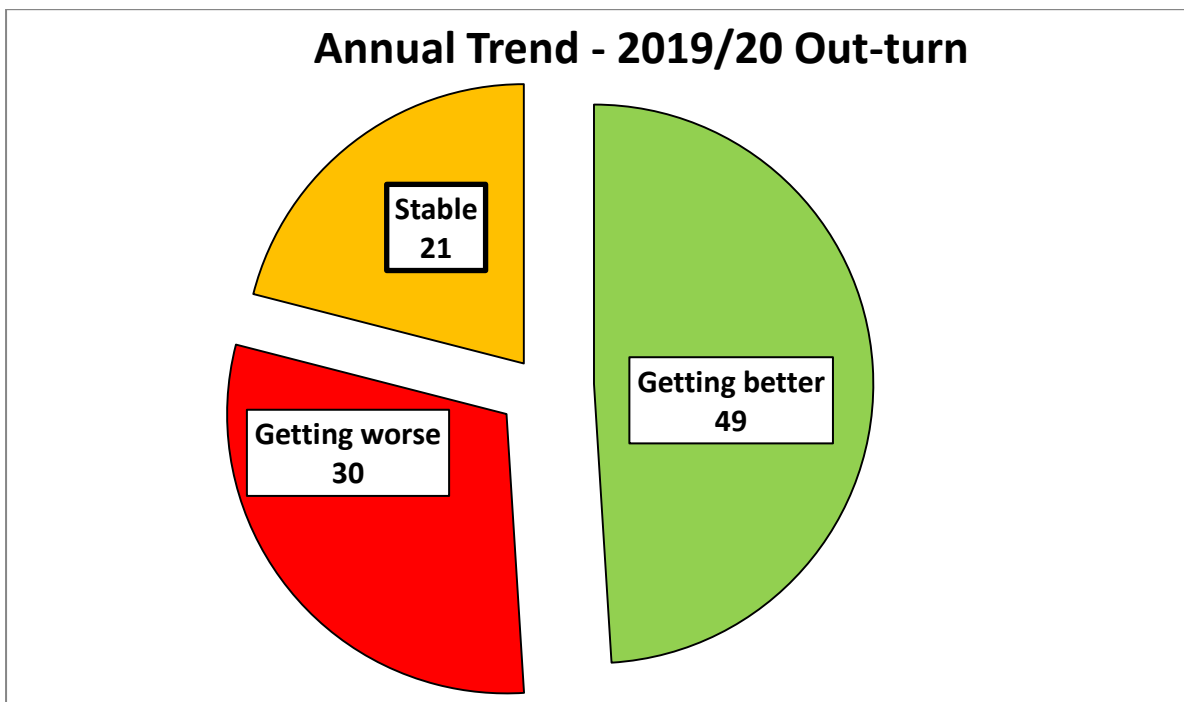
1. CORPORATE PERFORMANCE OVERVIEW AND ANALYSIS



Provisional outturn data, based on the 100 measures available to report in the 'Corporate Suite', shows that 70% of measures were improving (49) or stable (21). These are shown in Appendix 1, and also include measures from the GM Strategy (GMS). A number of these remain provisional pending final outturns, and others are not yet available for 2019/20 but have been rated using the latest available data.

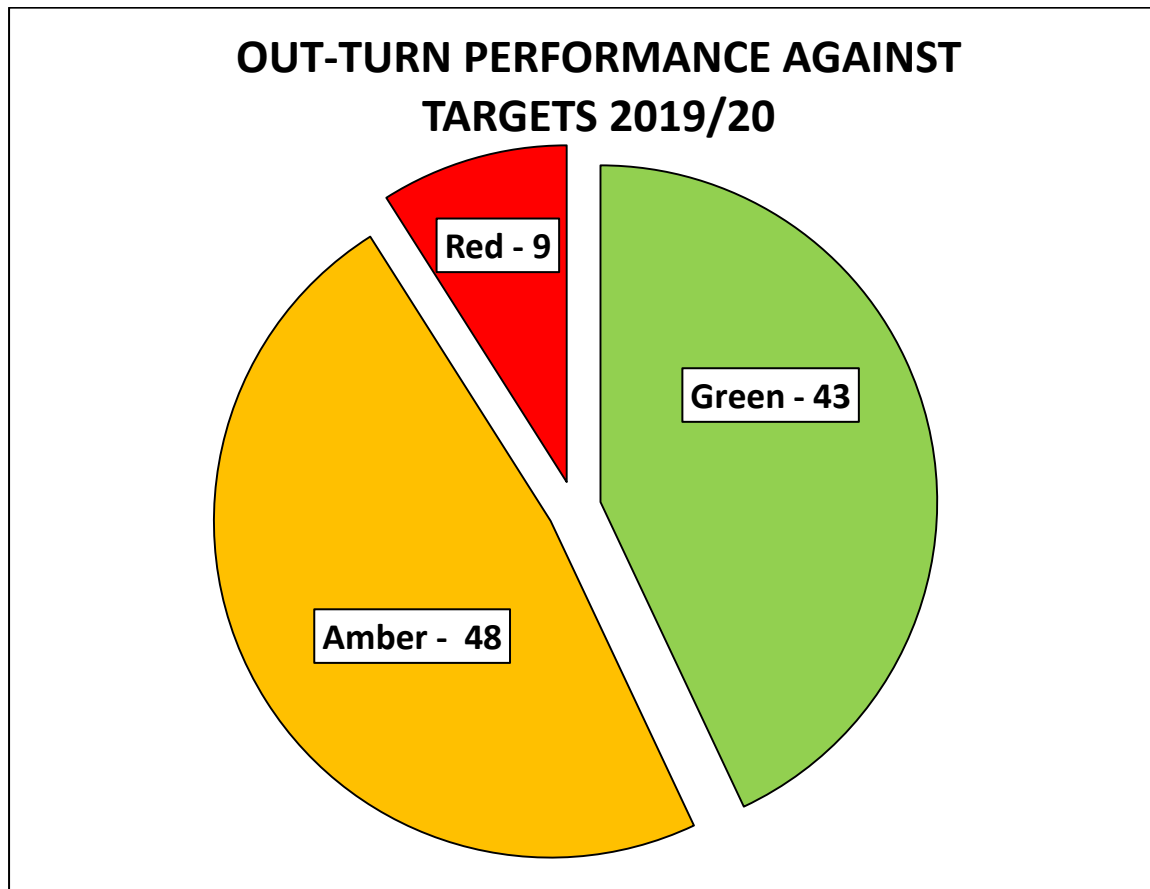
The overall figure of 70% improving or stable represents a significant improvement on 58.4% reported in 2018/19. Whilst there remain around half of measures improving, measures 'getting worse' have reduced from 41.6% to 30%.

Portfolios with the highest proportion of measures 'getting worse' are Economy and Regeneration (E&R) with 52.6% (10) and Sustainable Stockport (SS) with 40% (4), whilst 9 measures (37.5%) in Children, Family Services and Education (CFSE) are also getting worse. Whilst these figures are not directly comparable to 2018/19, due to changes to portfolio responsibilities and the inclusion of the GMS measures, many of those identified as 'getting worse' have continued to be problematic in 2019/20, including increases in youth unemployment, NEETs, school exclusions and homelessness along with a reduction in apprenticeship starts.



The figure for 'Green' measures on or ahead of target has reduced from 53.2% to 43%, although there was a higher proportion of measures ranked as 'Amber' (48% compared to 39%) for 2019/20 where performance is deemed to be within an acceptable range. Whilst this is disappointing when compared to the Q3 forecast for around two thirds of measures to meet targets at year-end, it is largely due to the inclusion of Annual and GMS measures, a number of which have been rated as Amber rather than Green.

The number and percentage of 'Red' measures significantly off target has increased from 7.8% (6) to 9% (9), and exception commentary on these is included in Portfolio Reports which can be accessed via the links on p3. Performance against 8 of these measures was worse than 2018/19.



The measures rated as 'Red' include three within the Economy & Regeneration Portfolio forecast to be significantly off target, relating to;

- Higher youth unemployment (18-24 years)
- Higher overall unemployment (16-64 years)
- Less commercial space let or sold to new occupiers in Stockport Town Centre

Whilst unemployment in Stockport remains comparatively low, claimant levels have risen this year, as increasing numbers of people are now claiming Universal Credit, rather than the former Jobseekers Allowance, which requires more people to be seeking work. This has been compounded by the early impact of Covid-19 at the end of the financial year. Meanwhile, commercial lettings have reduced partly due to the major regeneration work involving conversions and relocations, whilst it has also been difficult to get a comprehensive picture during the lockdown, so there may be more transactions during Q4 not reported.

The other 'Red' measures involve;

- Fewer young people in apprenticeships (CFSE)
- Lower attainment levels for early years pupils in receipt of free school meals (CFSE)
- Fewer affordable housing completions (SS)
- Increases in homelessness and rough sleeping (SS)
- More Stage 2 complaints upheld against the Council (CFE)

The reduction in apprenticeship starts reflects changes to wider regional and national funding arrangements, whilst reducing the attainment gap for FSM children at the Early Years Foundation Stage is a key priority for the Portfolio. Although numbers within this cohort have reduced in recent

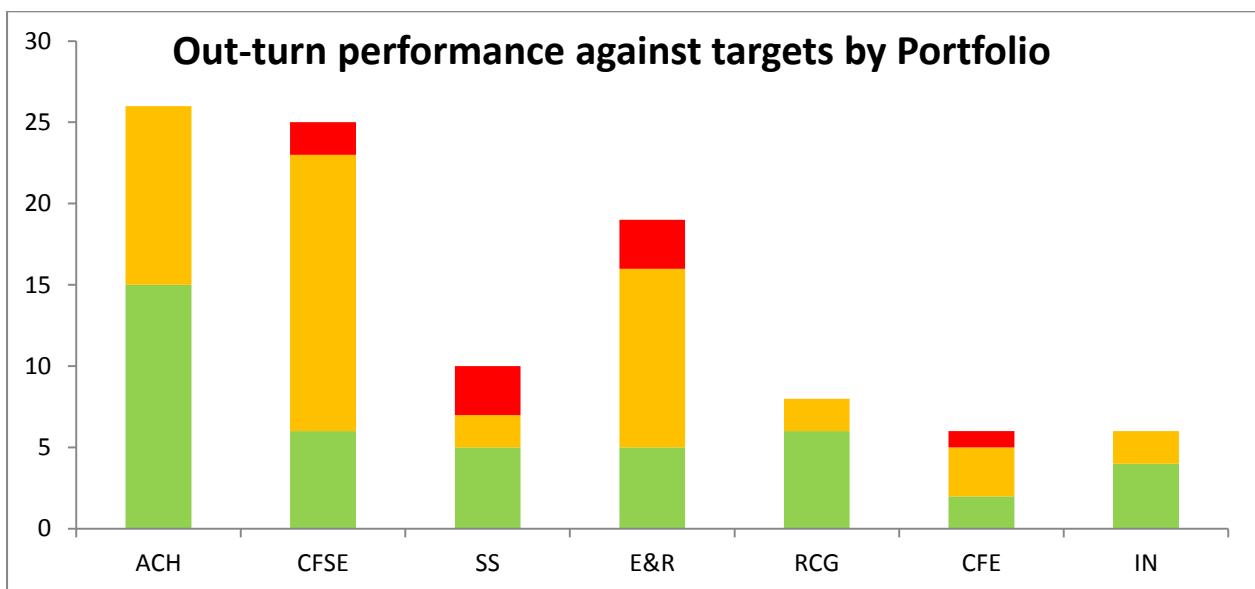
years, and performance has not deteriorated further during 2018/19, their attainment has declined in comparison to the national average and is significantly behind target which has informed the 'Red' rating.

Completion of a number of affordable housing schemes has slipped into 2020/21 due to the lockdown from March, though most are now back on site there is likely to be a further impact on completions during the next financial year. Recording of homelessness has been significantly affected by the introduction of the 2017 Homelessness Reduction Act, along with increased demand due to the end of assured shorthold tenancies. The impact of emergency measures at the start of the lockdown to tackle rough sleeping is not reflected in the latest figures, which showed an increase in the latest estimate in Autumn 2019, and there remains an ongoing strategic and operational focus on helping those in housing need.

The volume of Stage 2 complaints increased significantly during 2019/20, along with the percentage of these upheld. Whilst it is difficult to identify any trends in terms of service failure, robust recommendations have been made where there have been findings of fault. There has been no increase in Ombudsman complaints upheld, and no maladministration findings.

There were a further 21 'Amber' measures where performance has deteriorated but remains within an acceptable range.

Significant improvement is noted on a number of measures, some of which had previously been rated as 'Red' or 'Amber', including more older people remaining at home after hospital discharge, higher CQC ratings for Adult Social Care provision, more new mothers breastfeeding, increased recycling and a reduction in residual household waste, improved pavement conditions, more visits to Stockport's museums and reduced sickness absence across the Council's workforce.



As previously highlighted, development of Tableau Dashboards will improve the ability to gain further insight into the factors driving performance and links between different measures – in addition to better forecasting, particularly on those that are currently only collected annually or have a time lag. Whilst the launch of the Member Dashboards has been delayed by the need to respond to Covid-19, it is intended to roll these out alongside the mid-year reports later in the year.

2. CONTEXT AND CHALLENGES



The Portfolio Reports provide details of the projects, programmes and wider context, challenges and risk impacting delivery of the Portfolio Priorities and the five shared Outcomes of the Council Plan 2019/20. Additional information and links are outlined below.

2.1 Corporate Risks

Corporate Risks continue to be identified, reviewed and mitigated in line with the Council's Risk Management Framework and Strategy. The most recent review of the Corporate Risk Register (CRR) was reported to Audit Committee on 18 March and [can be found here](#).

At the request of The Corporate Leadership Team, a new Corporate Risk was added to the Corporate Risk Register for Climate Emergency, as declared by the Council in March 2019. The new risk identifies three specific underlying risks and details the measures currently underway to address these risks and challenges at both Member and Officer level. The risk relating to School Places now includes a separate sub risk on the condition of the schools estate.

Whilst no new risk was referenced at the time in the CRR itself around the emerging Covid-19 Pandemic, there was a strong commitment to monitor the emerging picture in light of the Council's Business Continuity arrangements, specific guidance from central government and colleagues in Public Health. A series of reports on the Council's response to Covid-19 were considered by Scrutiny Committees in early June.

2.2 Corporate Complaints

In 2019/20, the Council received 179 Stage 1 complaints (compared with 161 in 2018/19). Of these, 61 (34%) were upheld. An increase in the percentage of complaints upheld should not be viewed entirely negatively. Officers have received training on complaint handling and have been advised to apologise if a particular service has fallen below the standards expected by complainants. Such findings of fault can help appease complainants who may otherwise escalate the complaint further, although the findings are not in themselves indicative of serious service failure. Further work is planned this year to actively follow up on recommendations, as well as regular monitoring of complaints performance at Directorate level. Services continue to provide examples of 'lessons learnt' from complaints, and it is hoped that certain types of complaints can be reduced or eliminated in future when learning is embedded in teams.

The Council also received 102 Stage 2 complaints in 2019/20 (compared with 75 in 2018/19). Of these, 102 complaints, 37 (36%) were upheld. Due to the range of services complained about, it is difficult to identify trends in terms of service failure. However, robust recommendations have been made where there have been findings of fault. In terms of Local Government and Social Care Ombudsman's decisions this year, the Council's performance is on a par with last year, with eight complaints upheld. Significantly, there have been no public reports issued against the Council by the Ombudsman this year (there was one last year). Prior to that, the Council had no public reports being issued since 2007/08.

2.3 Greater Manchester Strategy

The latest six-monthly GM Strategy Dashboard and Implementation Plan was considered by Scrutiny and Cabinet in December 2019, with the next update due in July 2020. The GMS was due to be reviewed over the summer, but this is likely to be delayed following the pandemic and resulting postponement of the Mayoral Election. All GMS indicators are incorporated into the Council Plan suite of measures shown in Appendix 1.

3. FINANCIAL OVERVIEW AND ANALYSIS

REVENUE BUDGET



3.1 Revenue Budget

This section of the report sets out the 2019/20 revenue outturn position. It includes:

- A summary of the revenue budget and outturn position for the Council as at 31 March 2020;
- Details of the revenue outturn position with regard to Cash Limit budgets, Non-Cash Limit budget, Dedicated Schools Grant (DSG), the Housing Revenue Account (HRA) and Collection Fund; and
- Details on Reserves and Balances as at 31 March 2020.

3.2 Revenue Budget Adjustments

3.2.1 The following table summarises the proposed changes to the revenue budget that have arisen during the final quarter.

2019/20 Revised Budget as at 31 March 2020

	Approved Budget £000	Revised Budget 31/03/20 £000	Increase (Reduction) £000
Cash Limits	182,135	183,352	1,217
Non-Cash Limits	58,385	57,168	(1,217)
Total	240,520	240,520	0

3.2.2 The table reflects the movement of budgets of £1.217m from Non-Cash Limit to Cash Limit and relates largely to corporate funding of redundancy costs. A breakdown of the Quarter 4 budget virements are shown in the table below. The revised budget by Portfolio is shown in Appendix 2.

Virements Presented for Approval by Cabinet

Item	Type*	Amount £000	From	To	P/T**
Redundancy costs	V	1,036	NCL	VAR	T
Increased provision of PAs / Business Support	V	120	NCL	RCG	P
SEND transport review	V	61	NCL	CF&E	T

* V=Virement meaning the transfer of budget from one service area to another

* BR = Budget re-alignment meaning the transfer of budget and activity from one service area to another

** P = Permanent and T = Temporary

3.3 2019/20 Revenue Forecast

3.3.1 The overall outturn position for the Council's revenue budget is a surplus of £0.813m. A summary position for each Portfolio is set out in the table below:

2019/20 Revenue Outturn as at 31 March 2020

Portfolio	Original Budget £000	Revised Budget £000	Provisional Outturn £000	(Surplus)/ Deficit £000
Adult Care and Health	89,436	90,438	90,527	89
Children, Family Services and Education	39,600	39,698	39,886	188
Citizen Focus and Engagement	5,369	5,642	5,598	(44)
Economy and Regeneration	1,842	1,981	2,016	35
Inclusive Neighbourhoods	453	420	243	(177)
Resources, Commissioning and Governance	21,606	23,123	23,123	0
Sustainable Stockport	21,824	22,050	22,045	(5)
Total Cash Limit	180,130	183,352	183,438	86
Superannuation (Auto-Enrolment)	310	310	310	0
Price Inflation/National Living Wage	2,529	602	602	0
Apprenticeship Levy	400	400	368	(32)
Stockport Together Risk Contingency	2,723	2,723	2,723	0
Brexit Risk Contingency	543	543	543	0
Other Non-Cash Limits	53,885	52,590	51,723	(867)
Total Non-Cash Limit	60,390	57,168	56,269	(899)
Total Cash & Non-Cash Limit	240,520	240,520	239,707	(813)
<u>Financed by</u>				
SMBC Council Tax	144,915	144,915	144,915	0
SMBC SC Precept	11,207	11,207	11,207	0
BR District Share	73,888	73,888	81,269	7,381
Business Rates - Tariff	(17,103)	(17,103)	(17,103)	0
BR Section 31 Grants	12,907	12,907	12,586	(321)
New Homes Bonus	1,791	1,791	1,792	1
Better Care Fund Allocation	6,333	6,333	6,333	0
Social Care Grant	2,192	2,192	2,192	0
EU Exit Grant	0	0	210	210
Covid-19 Grant	0	0	8,276	8,276
Collection Fund Balance Distribution	1,362	1,362	1,767	405
Appropriation from General Fund Balance	0	4,026	4,026	0
Appropriation from Reserves	3,548	3,548	3,548	0
Appropriation to Reserves	(520)	(4,546)	(20,498)	(15,952)
	240,520	240,520	240,520	0
	0	0	(813)	(813)

Revenue Financing

- 3.3.2 The table above reflects additional resources received during the final quarter of the year that were not originally budgeted for. This mainly consists of the first tranche of the Covid-19 Grants (£8.276m), the Council's share of the Business Rates Retention and returns from GMCA totalling £7.381m. These additional resources have been transferred to reserves and will be reviewed as part of the Reserves Policy during 2020/21 Quarter 1.

Cash Limit Portfolios

- 3.3.3 Cash Limit Portfolios are reporting an overall deficit of £0.086m (£0.296m at Quarter 3). The reduction from the Quarter 3 forecast is predominately within Adult Care and Health Portfolio which is reporting a deficit of £0.089m from a forecast of £0.497m. This is largely due to a Continuing Healthcare reclaim from Liverpool CCG for one individual which was agreed during Quarter 4. There were also minor reductions in staffing costs and the new Extra Care Housing contracts than anticipated at Quarter 3.
- 3.3.4 The reduction in the Adult Care and Health Portfolio deficit is partly offset by the deficit reported within the Children, Family and Education Portfolio which is reporting a £0.188m deficit from a balanced position at Quarter 3. This is primarily due to increased demand on pre-16 SEN transport. The remaining Portfolio reporting a deficit is Economy and Regeneration (£0.035m).
- 3.3.5 These deficits are offset by a surplus within the Inclusive Neighbourhoods Portfolio (£0.177m) which is slightly higher than anticipated at Quarter 3 (£0.154m). As reported at Quarter 3 this is due to low spend within activities and events in the Neighbourhood Inclusion Team. Other surpluses include Citizen Focus and Engagement Portfolio (£0.044m) and Sustainable Stockport (£0.005m). Updates for each Portfolio for Quarter 4 can be found in the respective Portfolio Performance and Resources Reports on the relevant scrutiny committee meeting agendas or by using the hyperlinks in the Executive Summary table above.

Non-Cash Limit

- 3.3.6 Non-Cash Limit budgets are reporting a surplus of £0.899m. This is a reduction of £0.363m from the Quarter 3 forecast. The reduction to the forecast surplus is mainly due to a penalty cost of £0.300m following the audit of the Council's prior years Housing Benefit subsidy claim which identified a number of small errors. The reported surplus on Non Cash-Limit budgets is largely due to the dividend receipts from Manchester Airport Group being £0.929m above budget.
- 3.3.7 The overall outturn surplus of £0.813m will be held in the Council's General Fund Balance as part of the Council's 2019/20 financial year-end closedown process in line with accounting requirements. The surplus was identified in the Council's 2020/21 Budget to support the Cabinet's one-off positive investments. However, the use of all available revenue resources will now need to be considered in the context of the Covid-19 financial impact on the Council.

3.4 Dedicated Schools Grant (DSG)

- 3.4.1 The DSG is reporting an outturn deficit of £1.302m and relates largely to cost pressures and increased demand within the High Needs Block. This includes increases in general SEND across all school sectors, additional specialist SEN SLA support requirements, additional external independent placements and a technical funding reduction relating to high needs import/export adjustment.

3.4.2 The DSG conditions of the grant have been updated during 2019/20 following DfE reflection and discussion with key partners (LGA, Auditors, etc.) in relation to many Local Authorities having in-year and/or cumulative deficit positions on their DSG budget.

3.4.3 The 2019/20 outturn deficit will therefore be carried forward into 2020/21 and will be addressed as part of the current ongoing DSG Review Group workstream that will re-design the service provision within the directorate. This will run alongside the council's vision to implement a new Integrated Children's and Education strategy linked to the outcomes/requirements following the local area SEND inspection in autumn 2018 and the subsequent written statement of action (WSOA).

3.5 Housing Revenue Account (HRA)

3.5.1 At year-end a surplus of £1.123m over the minimum required balance was achieved, which is £0.463m better than expected at Q3 and includes a brought forward surplus of £0.697m from 2018/19. A significant part of the surplus is due to the decision to remove a £0.500m principal debt repayment during the year which had been budgeted for; this is to support the additional interest costs forecasted in 2020/21 for the installation of the sprinkler systems.

3.5.2 Other favourable variances include increased income due to a combination of lower voids (0.51% actual and 0.75% budgeted), lower RTBs than budgeted (actual 63 and budget of 90), and the timing of the Edinburgh Close decants being later than budgeted. Income relating to photovoltaic panels is also £0.235m higher than originally budgeted due to favourable weather conditions.

3.5.3 The main variances in expenditure include a favourable variance against budget on the bad debt charge for the year resulting in an surplus of £0.109m

3.5.4 As previously reported, the surplus will be carried forward to 2020/21 to support a forecasted deficit position and to fund investments relating to Project Phoenix and property MOTs. The carried forward surplus will also need to be considered in the context of the impact of Covid-19 on the HRA; the current assessment shows that the largest impact is thought to be from rent arrears meaning that bad debt provision would need to be made, this will continue to be monitored during 2020/21.

3.6 Collection Fund

3.6.1 The outturn position on the Collection Fund is a surplus of £2.235m made up of a £0.720m surplus on Council Tax and £1.515m surplus on Business Rates. The Council's share of this surplus is £2.122m made up of a £0.622m surplus on Council Tax and a £1.500m surplus on Business Rates.

	Council Tax £000	Business Rates £000	Total £000
Collection Fund Income	(185,542)	(87,035)	(272,577)
Collection Fund Expenditure*	184,822	85,520	270,342
2019/20 (Surplus)	(720)	(1,515)	(2,235)
Allocated to:			
Stockport Metropolitan Borough Council	(622)	(1,500)	(2,122)
Greater Manchester Fire and Rescue Authority	(33)	(15)	(48)
Greater Manchester Police and Crime Commissioner	(65)		(65)

	(720)	(1,515)	(2,235)
--	--------------	----------------	----------------

* includes distribution to the Council and Precepting Authorities during the year

- 3.6.2 As part of the Council's 2020/21 budget setting process, the Council declared a £1.109m Collection Fund surplus for the year. This will be released from the Collection Fund to the Council's General Fund in 2020/21. This was identified as one-off available resources in the Council's 2020/21 Budget to support the Cabinet's one-off positive investments. In addition, and in line with the legislation that governs Collection Fund accounting, a balance of £1.285m relating to prior year Collection Fund surpluses will also be released from the Collection Fund in 2020/21. This release from the Collection Fund was budgeted for in the Council's 2020/21 Budget to support the General Fund.
- 3.6.3 The Collection Fund outturn position results in a favourable variance of £1.013m (£2.122m less £1.109m) for the Council. This will be released to the Council's General Fund in 2021/22 in line with the legislation that governs Collection Fund accounting. The variance relates to the differences in the assumptions underpinning the forecast Business Rates position at Period 8 (the position used to declare the year-end outturn position detailed in paragraph 3.6.2) and the actual outturn position including:
- An increase in gross collectable Business Rates for the year between the Period 8 forecast and outturn due to an increase in rateable values; and
 - Lower than expected increases needed to the Business Rates bad debt provision at year end.
- 3.6.4 Whilst this balance is available to support the Council's budget in 2021/22, its use will need to be considered in the context of the financial impact of Covid-19 on the Council and Collection Fund and the requirement for the Council to reimburse any Collection Fund deficits realised during 2020/21.
- 3.6.5 The outturn benefit from the 100% Business Rates Retention Pilot is £3.886m compared to an initial forecast at the start of the year of £4.112m. As agreed with GMCA, the benefit will be shared on a 50:50 basis resulting in the Council's share of the Pilot Benefit being £1.943m. As part of the budget setting process an expected Pilot Benefit of £1.748m was forecast and included in the available one-off resources to be allocated to reserves to support the Cabinet's one-off positive investment. The additional benefit of £0.195m (£1.943m less £1.748m) has been transferred to the Collection Fund Reserve.
- 3.6.6 Total available resources of £4.065m (£2.122m plus £1.943m) have been identified as part of the Collection Fund outturn. Whilst £2.587m (£1.109m plus £1.748m) of these resources were identified as part of the Council's 2020/21 Budget to support the Cabinet's one-off positive investments, the use of this revenue resource alongside other available revenue resources will now need to be considered in the context of the Covid-19 financial impact on the Council.

3.7 Reserves and Balances

- 3.7.1 The table below shows the overall summary position on reserves at outturn and reflects the adjustments made as part of the Reserves Policy at the beginning of the financial year and appropriations made during 2019/20.

Reserves and Balances at 31 March 2020

	Balance as at 01/04/2019 £000	Reserves Policy adjustments £000	Transfers to / (from) Reserves £000	Balance as at 30/03/2020 £000
General Fund Balances	13,226	(4,026)	813	10,013
Total General Fund Balances	13,226	(4,026)	813	10,013
Reserve Linked to Budget	14,259	74	(2,937)	11,396
Strategic Priority Reserve	30,786	3,343	(2,792)	31,337
Budget Resilience Reserve	3,811	939	(770)	3,980
Corporate Reserves	17,344	(508)	12,413	29,249
Directorate Reserve	572	178	(161)	588
Total Earmarked Reserves	66,772	4,026	5,752	76,550
DSG and School Balances	11,729	0	(3,040)	8,689
HRA Balances	1,697	0	426	2,123
HRA Earmarked Reserves	1,340	0	5	1,345
Total Ring-fenced Reserves	14,766	0	(2,609)	12,157
Total Reserves and Balances	94,764	0	3,956	98,720

3.7.2 A more detailed reserves table can be found at Appendix 4. During the year £20.707m was transferred from earmarked reserves whilst transfers to earmarked reserves was £26.459m showing an overall net increase of £5.752m.

3.7.3 Highlights from the use of reserves include:

- £5.284m from the Health and Social Care Integration Reserve to fund Adults Social Care. This includes a rephasing of £3.808m of the Council's 2020/21 contribution into the pooled budget with Stockport CCG for the funding of non-acute services for older people during the year. The CCG will increase their contribution by an equivalent amount in 2020/21 enabling the reserve to be replenished;
- £1.696m from the Transformation – Double Running Reserve to fund projects and phased savings;
- £1.683m from the Income and Interest Rate Risk Reserve to fund the outturn position on the Investment and Development Account The outturn deficit on the I&D Account was £2.704m with Merseyway outturn deficit of £2.618m relating to increased costs of non-recoverable costs as a result of the pressures being faced by retailers nationally and an increased number of void units during the year;
- £1.240m from the Transformation – Invest to Save Reserve to fund invest to save projects; and
- £1.232m from the Digital By Design Reserve/Radical Digital Authority to fund projects.

3.7.4 As outlined in the 2020/21 budget report, earmarked reserves have increased to reflect the allocation of available one-off resources realised in the outturn position as follows:

- £3.417m allocation to the Waste Smoothing Reserve relating to the return of waste related reserve monies held by the Greater Manchester Combined Authority (GMCA)

which were no longer needed to support work on the waste disposal contract and returned to the Council and other Greater Manchester (GM) Authorities. Note that £1.859m of the returned monies have been earmarked to fund the Council's Bus Reform contribution in 2020/21 with the balance being used to fund the Cabinet's approved one-off positive investments;

- £1.698m allocation to the Collection Fund Reserve relating to the return of Business Rate income held by GMCA to the Council and other GM Authorities. Note this has been earmarked to fund the Cabinet's approved one-off positive investments; and
- £1.943m allocation to the Collection Fund Reserve relating to the Council's benefit from the 100% Business Rates Pilot in 2019/20. Note £1.748m of this has been earmarked to fund the Cabinet's approved one-off positive investments.

3.7.5 As part of the Council's 2020/21 Budget approved in February £7.079m of identified one-off resources were earmarked to fund a number of one-off positive investments identified by the Cabinet. This included a forecast revenue outturn surplus at Quarter 3 of £0.966m. As detailed above the Council's revenue outturn surplus is £0.813m (held in the General Fund Balance) resulting in a £0.153m reduction in the identified one-off resources. As detailed above £5.004m of the identified one-off resources have been set aside in earmarked reserves as part of the Council's 2019/20 outturn position. The balance of the identified one-off resources to support the funding of the one-off positive investments will be received in 2020/21 as planned.

3.7.6 Following the outbreak of Covid-19 pandemic the revenue resources held in the Council's useable reserves including the revenue resources being held for the Cabinet's one-off positive investments detailed above are being reviewed. This review will consider the revenue resources required to meet any funding gap as a result of the Covid-19 financial impact on the Council in 2020/21 and over the medium term period. This review will be reported as part of the Council's 2020/21 Reserves Policy to the Cabinet meeting in July and the CRMG Scrutiny meeting in September.

3.8 Covid-19 Financial Impact

3.8.1 The financial challenge presented by the impact of Covid-19 is unprecedented. As part of the Covid-19 impact returns to Government, the Council's current estimate of the financial impact (cost and loss of income) is circa £46.8m adverse financial impact. The Government have asked for a monthly return from Local Authorities, the third iteration of the return will be submitted on Friday 19 June.

3.8.2 To date the Council has received £16.3m of Covid-19 impact grant support from Government. This leaves a potential funding gap of circa £30.5m in 2020/21.

3.8.3 The Council took early assurances from the Government's stance that Local Government would be supported in its overriding aim to support residents and businesses to mitigate the impact of Covid-19. However, following recent Government announcements it is clear that Local Authorities will need to find ways to support the funding of this gap alongside Government. On this basis the Council is assessing the short, medium and long-term financial impact of the current situation in terms of expenditure pressures and income loss. The work on this is being progressed by the Finance Team as part of the in-year monitoring review of the Council's MTFP and monthly iterations of the Government Covid-19 return, however as highlighted above the implications are significant.

3.8.4 The following review and impact mitigations are being completed/considered as part of this work:

- Early budget monitoring and forecasting of the 2020/21 outturn position to identify any surpluses (for example where services have temporally ceased due to Covid-19 and expected costs are not being incurred) as well as costs that have not been captured on the Covid-19 cost codes setup in the financial ledger;
- Review of the Council's useable reserves (including earmarked reserves) to identify revenue resources which are available for realignment as part of the 2020/21 Reserves Policy to support the funding of the Covid-19 impact;
- Review of the Council's earmarked reserves which have been set aside to fund revenue contributions to capital schemes and considering switching to other forms of capital funding (i.e. borrowing) to free up the revenue resources to bolster the Council's available earmarked reserves to support the funding of the Covid-19 impact;
- Review of the Council's Capital Programme to consider rephrasing of capital schemes and reduce the revenue costs of the schemes;
- Review of the possible use of available capital receipts to support transformation projects that revenue resources (budgeted and/or held in earmarked reserves) have been set aside to fund. Using available capital receipts in this way will free up revenue resources to support the funding of the Covid-19 impact; and
- Review of the Council's MTFP to assess the impact of Covid-19 on the Council's savings requirement across the medium term period.

3.8.5 As part of the capital financing £1.579m of revenue resources have been set aside as revenue contributions to capital spend (RCCO) during the year. Given the context of the Covid-19 financial impact on the Council, the RCCO resource set aside will be switched to alternative forms of funding as part of the Capital Programme financing to free up £1.579m of revenue resources that can be used to bolster the Council's earmarked revenue reserves. This can be achieved as follows:

- Fund the 2019/20 capital financing requirement of £1.165m through additional borrowing of £0.375m incurring annual borrowing costs of £0.011m and use of £0.790m available capital resources; and
- Realigning £0.414m of revenue resources set aside for future years capital financing which will incur borrowing costs in future years when the monies set aside are needed to fund capital spend.

3.9 Conclusion

3.9.1 The Council's 2019/20 revenue outturn position represents a robust platform to support the Council to meet the unprecedented financial challenges ahead as a result of the Covid-19 outbreak. Whilst budget pressures due to inflation, increasing demand and demographic trends were addressed in the Council's 2020/21 budget the impact of Covid-19 presents the Council with significant additional costs. The Council is estimating a funding gap of circa £30.5m in 2020/21.

3.9.2 The Finance Team will continue as part of the in-year monitoring, review of the Council's MTFP and monthly iterations of the Government Covid-19 return identify ways to mitigate the financial impact of Covid-19 on the Council and particularly in the identification of available revenue resources to support the funding of the Covid-19 impact.

3.10 2019/20 Statement of Accounts

3.10.1 On 3 April 2020 the Ministry of Housing, Communities and Local Government (MHCLG) wrote to Local Authorities confirming details of changes made to the Accounts and Audit Regulations 2015 as a result of the Covid-19 pandemic. The changes have removed the

requirement for the public inspection period of the Statement of Accounts to include the first ten working days of June. The draft Statement of Accounts for 2019/20 are being prepared and are planned to be submitted to the Council's External Auditors on 19 June 2020. Following the completion of the external audit, the audited statement of accounts will be presented to the Audit Committee for approval on 9 September 2020.

3.10.2 The process of finalising and auditing the Statement of Accounts may give rise to late adjustments which may impact on the revenue and capital outturn, reserves and/or balances position disclosed in this report. In these circumstances, it is proposed that the approval of changes to the outturn, reserves and/or balances position is delegated to the Corporate Director, Corporate and Support Services, in conjunction with the Leader of the Council and the relevant Cabinet Member. Any material changes will be reported to the Cabinet at the earliest opportunity.

4. FINANCIAL OVERVIEW AND ANALYSIS

CAPITAL PROGRAMME



4.1 The Council's 2019/20 three year Capital Programme is £426.777m as at 31 March 2020. The outturn spend on the 2019/20 Capital Programme of £99.723m is an overall net variance of £14.459m against that reported at Quarter 3.

2019/20 Three Year Capital Programme

Expenditure as at 31 Mar 2020 £000	Portfolio	2019/20 Programme £000	2019/20 Variation £000	2020/21 Programme £000	2021/22 Programme £000	Programme 2022/23 Onwards £000
559	Adult Care & Health	433	126	499	0	0
0	Children, Family Services & Education	24	(24)	24	0	0
49,356	Economy & Regeneration	57,568	(8,212)	48,771	44,289	18,947
10,988	Resources, Commissioning & Governance	14,099	(3,111)	76,316	19,997	10,646
38,820	Sustainable Stockport	42,058	(3,238)	65,095	72,063	75,928
99,723	TOTAL	114,182	(14,459)	190,705	136,349	105,521

4.2 Capital Programme Adjustments

4.2.1 Details of the changes made to the Programme during the final quarter of 2019/20 are set out at paragraphs 4.4 and 4.5. Updates for each Portfolio for Quarter 4 can be found in the respective Portfolio Performance and Resources Reports on the relevant scrutiny committee meeting agendas. The suspension of many schemes during the Covid-19 lockdown period and protective measures that are being put in place as part of the lockdown easing process are having a significant impact on the Council's Capital Programme. Officers are working through the financial impact of these effects and forecasts will be updated at quarter 1 2020/21 to take account of the assessment work that is currently being undertaken.

4.2.2 The Council's 2019/20 three-year Capital Programme is £426.777m as at 31 March 2020 and this is an overall net decrease of £9.331m since last reported as at 31 December 2019. There has been a number of new funding allocations particularly in 2019/20 and 2020/21 and these are offset by reductions in schemes largely in 2020/21 and 2021/22. The most significant changes to the Programme include the following:

- A reduction in Section 278 highways commuted sums funded schemes of £0.349m in 2019/20, £0.800m in 2020/21 and £0.500m in 2021/22 (Economy and Regeneration);
- £5.238m additional funding, including £4.039m from reserves and the balance from directly funded borrowing, for Merseyway Redevelopment. This has been added to 2019/20 but has been re-phased to 2021/22 as part of a scheme review (Economy and Regeneration);
- Additional grant funding of £0.625m (mostly schools Devolved Capital Grant funding) has been added to meet the 2019/20 spend on Individual School Schemes Capital Programme (Resources, Commissioning and Governance);

Corporate Performance and Resource - Annual Report 2019/20

- £0.254m has been added to Schemes in Parks to meet the 2019/20 expenditure (Sustainable Stockport);
- RCCO funding of £0.903m has been added to the 2020/21 Flood Damage Infrastructure Programme highways scheme (Economy and Regeneration);
- HRA schemes have been reduced by £3.871m in 2020/21, which comprises of an increase of £1.024m in HRA general capital schemes offset by a decrease of £4.895m in HRA New Build schemes and increased by £0.410m in 2021/22 for general capital schemes (Sustainable Stockport); and,
- A reduction in loans to Stockport Homes Ltd for Affordable Homes Schemes of £3.850m in 2020/21 and £8.916m in 2021/22 (Sustainable Stockport).

4.2.3 Capital schemes are regularly reviewed, and the Programme is adjusted accordingly. There has been significant re-phasing of schemes during Quarter 4 with a total of £20.792m being re-phased from the 2019/20 Programme largely to meet expenditure in 2020/21. In turn, a total of £38.881m in funding mostly from 2020/21 has been re-phased to the 2021/22 Capital Programme. The significant schemes being re-phased are set out in the table below (brackets indicate funds being re-phased from).

Scheme	Funding type	2019/20 £000	2020/21 £000	2021/22 £000
<u>Economy and Regeneration Portfolio</u>				
Highways Investment Programme	Directly Funded Borrowing	(473)	23	450
Town Centre Structures Merseyway	RCCO	(1,156)	37	1,119
SEMMMS Relief Road	Grant	352	(3,691)	525
Town Centre Access Plan	Grant	(1,593)	1,593	
Roscoes Roundabout	Grant/Unsupported Borrowing	(714)	714	
LTP and SEMMMS Integrated Transport	Grant	(786)	786	
Mayoral Walking & Cycling Challenge Fund	Grant	(132)	(3,590)	3,722
Stockport Exchange (Phase 3)	Directly Funded Borrowing	(1,610)	1,610	
Redrock Development Scheme	Directly Funded Borrowing	(747)	747	
Merseyway Redevelopment	Directly Funded Borrowing/RCCO	(5,929)	(71)	6,000
<u>Resources, Commissioning and Governance Portfolio</u>				
Primary School Schemes	Grant	(478)	478	
Special School Schemes	Grant	(304)	304	
Manchester Airport Equity Investment	Directly Funded Borrowing	(1,863)	1,863	
Totally Local Company Fleet Vehicle Loan Facility	Directly Funded Borrowing	(1,000)	1,000	
<u>Sustainable Stockport Portfolio</u>				
HRA General Capital Schemes	Grant/Directly Funded Borrowing/RCCO	(807)	807	
HRA New Build Schemes	Directly Funded Borrowing	(496)	(26,519)	27,015

Corporate Performance and Resource - Annual Report 2019/20

4.2.4 The changes to the Capital Programme during Quarter 4 are set out by Portfolio in the table below.

Portfolio	Programme as at 31 Dec 2019 £000	Additional /Reduced Programme £000	Virement/ Re- phasing £000	Programme as at 31 Mar 2020 £000
<u>2019/20</u>				
Adult Care & Health	433	0	126	559
Children, Family Services & Education	24	0	(24)	0
Economy & Regeneration	57,568	5,229	(13,441)	49,356
Resources, Commissioning & Governance	14,099	857	(3,968)	10,988
Sustainable Stockport	42,058	247	(3,485)	38,820
Total	114,182	6,333	(20,792)	99,723
<u>2020/21</u>				
Adult Care & Health	625	0	(126)	499
Children, Family Services & Education	0	0	24	24
Economy & Regeneration	49,374	636	(1,239)	48,771
Resources, Commissioning & Governance	71,918	430	3,968	76,316
Sustainable Stockport	96,897	(7,724)	(24,078)	65,095
Total	218,814	(6,658)	(21,451)	190,705
<u>2021/22</u>				
Adult Care & Health	0	0	0	0
Children, Family Services & Education	0	0	0	0
Economy & Regeneration	32,923	(500)	11,866	44,289
Resources, Commissioning & Governance	19,997	0	0	19,997
Sustainable Stockport	53,554	(8,506)	27,015	72,063
Total	106,474	(9,006)	38,881	136,349

4.3 Capital Programme Resources

4.3.1 The following table sets out the resources available to fund the 2019/20 Capital Programme.

4.3.2	O Resources	2019/20 £000	2020/21 £000	2021/22 £000	2022/23 onwards £000
	Capital Grants	28,030	55,040	30,116	35,490
	Directly Funded Borrowing	39,021	54,936	69,003	19,356
	Unsupported Borrowing	14,520	55,170	13,133	6,817
	Capital Receipts	1,917	4,668	6,371	9,539
	External Contributions	1,097	1,212	0	23
	Commuted Sums	2,069	1,838	1,500	0
	Revenue Contributions (RCCO)	1,166	5,308	3,119	8,266
	HRA funding from MRR	11,903	12,533	13,107	26,030
	TOTAL	99,723	190,705	136,349	105,521

urn position has been determined and resources allocated, the overall financing position is considered from a corporate perspective in order to optimise resources. Paragraph 3.8 sets out the financial impact of Covid-19 on the Council's revenue finances.

4.3.3 In total there is £1.579m of General Fund revenue resources set aside in earmarked reserves to fund the RCCO. Replacing this with corporate capital resources, such as additional unsupported borrowing, enables revenue resources to be freed up to support the revenue budget in the short to medium term, whilst the charges for the capital spend will be spread out over a number of years through MRP. As detailed in paragraph 3.8.5, General Fund financing resources set aside to fund RCCO have been switched to alternative forms of capital funding to free up the available revenue resources to bolster the Council's earmarked revenue reserves and support the funding of the Covid-19 financial impact. Of the total £1.166m RCCO to be applied to capital expenditure, £1.165m relates to General Fund RCCO and has been switched to alternative forms of corporate capital funding, namely capital grants (£0.111m), capital receipts (£0.473m), external contributions (£0.206m) and unsupported borrowing (£0.375m). The remaining £0.001m RCCO relates to HRA expenditure.

4.3.4 The revised resources available to fund the 2019/20 Capital Programme is as follows:

4.4	Resources	2019/20 £000	2020/21 £000	2021/22 £000	2022/23 onwards £000
	Capital Grants	28,141	55,040	30,116	35,490
	Directly Funded Borrowing	39,021	54,936	69,003	19,356
	Unsupported Borrowing	14,895	55,170	13,133	6,817
	Capital Receipts	2,390	4,668	6,371	9,539
	External Contributions	1,303	1,212	0	23
	Commuted Sums	2,069	1,838	1,500	0
	Revenue Contributions (RCCO)	1	5,308	3,119	8,266
	HRA funding from MRR	11,903	12,533	13,107	26,030
	TOTAL	99,723	190,705	136,349	105,521

u
dential Indicators 2019/20

4.4.1 The prudential indicators for the Council's 2019/20 Capital Programme are set out below. These are split into General Fund (non-HRA) and HRA and compare the budgeted 2019/20 Capital Programme to the actual outturn 2019/20 Capital Programme at 31 March 2020.

Capital Expenditure	2019/20 Budget £000	2019/20 Actual £000
General Fund (non HRA)	146,096	78,151
HRA	18,659	21,572
Total	164,755	99,723

4.4.2 The Capital Financing Requirement (CFR) measures the Council's cumulative underlying need to borrow due to capital investment.

Capital Financing Requirement	2019/20 Budget £000	2019/20 Actual £000
General Fund (non HRA)	653,188	602,330
HRA	143,753	144,980
Total	796,941	747,310

4.4.3 The ratio of financing costs to net revenue stream is the percentage of the revenue budget set aside each year to service debt-financing costs. The tables below sets out these ratios for the General Fund and HRA. The General Fund Ratio to Net Revenue Stream indicator increase is largely due to the additional long term PWLB borrowing taken out this year and subsequent increase in borrowing costs.

General Fund	2019/20 Budget £000	2019/20 Actual £000
Total Financing Costs	20,300	21,815
Ratio to Net Revenue Stream	8.45%	9.07%

HRA	2019/20 Budget £000	2019/20 Actual £000
Total Financing Costs	5,727	5,699
Ratio to Net Revenue Stream	10.80%	10.61%

Recommendations

Cabinet is asked to:

- a) Review progress against delivering Council priorities and capital schemes alongside budget and performance outturns contained within the report;
- b) Note the key achievements against Shared Priorities (Exec Summary) and analysis of corporate performance for 2019/20 (Section 1);
- c) Note the context and challenges (Section 2) including updates on Corporate Risks, Complaints and GM Strategy;
- d) Approve the virements to the Revenue Budget set out in section 3.2;
- e) Note the Cash Limit and Non-Cash Limit forecast positions for 2019/20 as set out in section 3.3;
- f) Note the Dedicated Schools Grant, Housing Revenue Account and Collection Fund forecast positions as set out in sections 3.4, 3.5 and 3.6;
- g) Note the appropriations to/from reserves and balances as set out in section 3.7 and note the resulting reserves and balances position as at 31 March 2020;
- h) Note the financial impact of the Covid-19 pandemic set out in section 3.8 and as a result the need to review the Council's available revenue resources including those held in earmarked reserves as part of the 2020/21 Reserves Policy to support the Council's funding of this;
- i) Note the use of £1.579m of revenue resources set aside in earmarked reserves to fund RCCO linked to capital schemes by switching this funding to other available sources of capital funding including £0.375m of additional borrowing set out in 3.8.5;
- j) Note the position for the 2019/20 Capital Programme as set out in section 4.1;
- k) Note the re-phasing of capital schemes during the quarter as set out in 4.2;
- l) Approve the proposals for resourcing and additional resources required for the Capital Programme as set out in 4.2.4;
- m) Approve the resourcing of the capital programme as set out in section 4.3 including the switch off resources set aside to fund RCCO to alternative sources of capital funding linked to capital schemes as set out in paragraph 3.8.5;
- n) Approve the 2019/20 prudential indicators as set out in section 4.4; and
- o) Identify key areas for further investigation and responsibility for taking forward corrective action to address any existing or outturn issues or risks.

Appendices

1. 2019/20 Council Plan Measures (Outturn Data)
2. 2019/20 Revised Budget as at 31 March 2020
3. 2019/20 Housing Revenue Account Outturn as at 31 March 2020
4. Reserves and Balances as at 31 March 2020